



2017

2018-010

2018 02

) (

10

10

8

3.00

427,615,542

0

.....	5
.....	9
.....	13
.....	27
.....	48
.....	55
.....	55
.....	56
.....	61
.....	65
.....	66
.....	172

VGTPCB INC.		
		2017 1 1 2017 12 31

			300476
			Victory Giant Technology (HuiZhou)Co.,Ltd.
			516211
			516211
			www.shpcb.com
			zqb@shpcb.com

	0752-3761918	0752-3761918
	0752-3761928	0752-3761928
	zqb@shpcb.com	zqb@shpcb.com

	www.cninfo.com.cn

--	--

2017

24,500,966.52

244,396,832.61

2015

-2,451,872.54

			0.00	
			0.00	
			0.00	
		-1,003,090.61	-969,500.00	
			0.00	
			0.00	
			0.00	
			0.00	
			0.00	
	-3,557,034.24	361,748.55	126,448.41	
			0.00	
	2,555,112.00	1,408,079.60	1,209,250.21	
			0.00	
	11,786,453.79	7,645,229.67	6,760,439.94	--

1

1

1

1

2

1

a

b

c

2

3

3

1

2.82

24.42

21.44%

34.35%

3.26

20.35%

3.58

67.87%

2

	44.97%
	55.47%
	100.00%
	177.56%
	45.15%
	1145.14%,
	46.66%,

2

1

6

ISO14001

CQC TS16949 ISO9001 RoHS QC080000

2017

20.35% 2.82 24.42 34.35% 3.26
67.87% 21.44% 3.58

2016 6 8 2017 10
4.0

2018
10.8

2016 12 21 2017 5 19
[2017]669

70,000,000 52,938,042 2017 8 23
108,152.419806

49 2015 GB/T29490-2013 440
192 6 3 247
3

HDI

2017

122,778.96

2017

1

2

1

1

5

9

LED

10

	2017		2016		
	2,442,144,689.86	100%	1,817,694,996.82	100%	34.35%
PCB	2,356,021,694.67	96.47%	1,766,138,440.62	97.16%	33.40%
	86,122,995.19	3.53%	51,556,556.20	2.84%	67.05%
PCB	497,115,788.99	20.36%	414,881,757.03	22.82%	19.82%
PCB	1,858,905,905.68	76.12%	1,351,256,683.59	74.34%	37.57%
	86,122,995.19	3.53%	51,556,556.20	2.84%	67.05%
	1,227,789,650.79	50.28%	897,186,924.39	49.36%	36.85%
	1,214,355,039.07	49.72%	920,508,072.43	50.64%	31.92%

2

10%

PCB	2,356,021,694.67	1,807,941,922.60	23.26%	33.40%	36.94%	-1.98%
PCB	497,115,788.99	412,913,959.11	16.94%	19.82%	18.87%	0.66%
PCB	1,858,905,905.68	1,395,027,963.49	24.95%	37.57%	43.39%	-3.04%

1

3

			2017	2016	
PCB			3,344,363.83	2,892,645.45	15.62%
			3,416,837.84	2,911,953.89	17.34%
			233,274.75	160,800.74	45.07%

30%

4

5

		2017		2016		
PCB		157,049,721.52	8.69%	121,786,141.30	9.22%	-0.53%
PCB		79,848,682.30	4.42%	72,911,733.01	5.52%	-1.10%
PCB		176,015,555.29	9.74%	152,666,980.84	11.56%	-1.82%

PCB		940,229,937.02	52.01%	619,686,218.14	46.91%	5.10%
PCB		154,847,086.00	8.56%	114,172,728.06	8.64%	-0.08%
PCB		299,950,940.47	16.59%	239,061,738.99	18.10%	-1.51%

6

VGTPCB INC.	2017	3	2	50
	2017	12	26	5,000

7

8

	427,589,916.59
	18.15%
	0.00%

5

1		123,650,186.94	5.25%
2		85,806,194.34	3.64%
3		76,908,847.03	3.26%
4		73,651,561.48	3.13%
5		67,573,126.80	2.87%
	--	427,589,916.59	

--	--

5

1		211,770,790.92	17.60%
2		149,771,586.00	12.45%
3		99,697,757.91	8.28%
4		84,867,410.26	7.05%
5		68,232,638.47	5.67%
	--	614,340,183.56	51.05%

3

	2017	2016		
	58,894,638.77	55,031,927.68	7.02%	.
	205,368,572.76	195,381,627.98	5.11%	
	33,388,255.96	-40,630,128.04	-182.18%	.

4

13 :

,24 LED

LED HDI

	9.51%	9.76%	12.56%
	99,690,469.12	98,958,670.03	73,463,654.59
	4.08%	5.44%	5.72%
	0.00	0.00	0.00
	0.00%	0.00%	0.00%
	0.00%	0.00%	0.00%

5

	2017	2016	
	1,992,040,997.23	1,405,373,976.49	41.74%
	1,634,234,713.26	1,192,233,447.93	37.07%
	357,806,283.97	213,140,528.56	67.87%
	1,115,911,767.50	591,881,912.82	88.54%
	2,363,535,475.88	588,541,977.09	301.59%
	-1,247,623,708.38	3,339,935.73	-37,454.72%
	1,129,365,487.12	261,113,466.53	332.52%
	196,384,090.82	335,481,942.31	-41.46%
	932,981,396.30	-74,368,475.78	-1,354.54%
	34,264,747.94	158,117,323.57	-78.33%

1	,	41.74%
2	,	37.07%
3	,	67.87%
4	,	88.54%
5	,	301.59%
6	,	37454.72%

7	,	332.52%
8	,	41.46%
9	,	1354.54%
10	,	78.33%

	13,094,430.06	4.02%		
	0.00	0.00%	-	
	9,261,204.72	2.84%		
	1,550,645.52	0.48%		
	4,990,458.71	1.53%		
"_"	-1,853,901.69	-0.57%		
	6,540,850.61	2.01%		

1

	2017		2016			
	417,742,566.75	10.21%	440,889,777.26	18.67%	-8.46%	
	901,868,282.48	22.04%	708,626,440.75	30.00%	-7.96%	
	343,005,212.66	8.38%	201,169,682.41	8.52%	-0.14%	
		0.00%		0.00%		
		0.00%		0.00%		
	1,350,894,972.	33.02%	748,867,604.05	31.71%	1.31%	

	66					
	41,103,885.40	1.00%	58,071,213.00	2.46%	-1.46%	
			65,659,836.95	2.78%	-2.78%	

2

3

	2,783,569.20
	<u>2,783,569.20</u>

1

2

3

4

5

1

--	--	--	--	--	--	--	--	--	--	--

2015		57,681.91	3,276.94	54,260.35	0	0	0.00%	00		0
2017		108,152.42	32,411.96	32,411.96	0	0	0.00%	75,290.71		0
	--	165,834.33	35,688.9	86,672.31	0	0	0.00%	75,290.71	--	0

(2015

1

[2015]949

2015 6

A 36,670,000.00

15.73 /

576,819,100.00

37,609,146.00

539,209,954.00

5,940,000.00

533,269,954.00

2015 6 8

2015 6 8

[2015]10904

2

6

>>

2012

	10	2017 12 31
	7.5	

3

1

2

--	--	--	--	--	--	--	--	--	--	--	--	--	--	--

2017
12 26 6,000 0 0.00%

2017
12 27

60%

--	--	--	--	--	--	--

--	--	--	--	--

10%

--	--	--	--

--	--	--

(
60,000,000.0
0

73

472,675,104.
41

1

PCB

PCB 10 PCB 4.0

PCB 4.0 PCB

2

2022 100

10									0
10									3.00
10									8
									427,615,542
									128,284,662.60
									634,655,949.72
									100.00%
									20
	2017	12	31		427,615,542			10	3
					128,284,662.6			10	8
					769,707,975				342,092,433

3

2017		2017	12	31		427,615,542			10		3
						128,284,662.6			10	8	342,092,433
						769,707,975					
2017				2017	8	23		427,615,542			10
						128,284,662.60					3
2016		2015		2015	12	31		149,560,000			10
								10	15		52,346,000
											224,340,000

--	--	--	--	--	--	--	--	--	--	--

2017	256,569,325.20	281,818,592.13	91.04%	0.00	0.00%
2016	0.00	232,071,177.90	0.00%	0.00	0.00%
2015	52,346,000.00	126,539,722.29	41.37%	0.00	0.00%

2016	2017

1

			36	2015 06 11	2018-06-10	
			1	2015 06 11		
			2			

			25%			
			1 2	2015 06 11		
			25%			


	;			2016 06 11		

			3			
--	--	--	---	--	--	--

--	--	--	--	--	--	--

			3			
--	--	--	---	--	--	--

			1,000			
				1%		
				1		
					2	



3

			A			
			3			
			B			
			30%			

2

“ ”

“ ”

1 2017 5 10 , < 16 >
 [2017]15 2017 6 12 2017 1 1
 2017 1 1

1

2	2017	1	1			6,540,850.61				
							6,540,850.61			
								5,501,843.42		
								5,501,843.42		
2	2017	4	28					42		
				2017	13			2017	5	28
1										
2										
						281,818,592.13		232,071,177.90		
						"		"		218,960,142.17
								182,929,392.86		
30	3	2017	12	25						2017
1										

VGTPCB INC.	2017	3	2	50
	2017	12	26	5,000

	80

2016 8 22
2016 8 22

63

2016 8 22

2017

2 3

www.cninfo.com.cn

1() 1.15 1.3 1.20 600 9 1.1 373.28 0 1.1 5.0 1.5 2.1 0.4 68 0.5 0.4 3 1.5 0.5 2.0 0.7 1.2 0.7 1.2 1.5 1.0 5.6 0.6 5.3.28 0 3.684

3

4

5

1

1

2

3

2

3

1

2

4

1

2

1

2

3

		/
1.		
2.		
3.		
4.		
5.		
6.		
7.		
8.		
9.		

4

3

2017 12 26

60%

90

60%

100%

2017 12 26

60%

90

60%

100%

1

	205,165,207	54.76%	52,938,042			-16,960,707	35,977,335	241,142,542	56.39%
3	123,490,207	60.19%	52,938,042			-16,960,707	35,977,335	159,467,542	66.13%
	117,356,457	95.03%				-15,728,832	-15,728,832	101,627,625	63.73%
	6,133,750	4.97%				-1,231,875	-1,231,875	4,901,875	3.07%
	0	0%	52,938,042				52,938,042	52,938,042	12.38%
4	81,675,000	39.81%						81,675,000	33.87%
	81,675,000	100.00%						81,675,000	100.00%
	169,512,293	45.24%				16,960,707	16,960,707	186,473,000	43.61%
1	169,512,293	100.00%				16,960,707	16,960,707	186,473,000	100.00%
	374,677,500	100.00%	52,938,042				52,938,042	427,615,542	100.00%

2

	0	0	31,815,956	31,815,956		2018 8 23
	0	0	12,481,644	12,481,644		2018 8 23
	1,968,750	75,000	0	1,893,750		
	0	0	1,763,356	1,763,356		2018 8 23
	0	0	1,469,463	1,469,463		2018 8 23
	0	0	1,175,570	1,175,570		2018 8 23
	1,125,000	60,000	0	1,065,000		

	0	0	881,678	881,678		2018 8 23
	0	0	587,785	587,785		2018 8 23
	0	0	587,785	587,785		2018 8 23
	3,093,750	135,000	50,763,237	53,721,987	--	--

1

2

3

1

	12,610		13,217		0		0
				9		9	
5% 10							

		16,712,878	16,712,878
		9,200,096	9,200,096
-005L-FH002		6,477,740	6,477,740
		5,690,088	5,690,088
		4,503,469	4,503,469
		4,432,523	4,432,523
		4,200,013	4,200,013
		3,591,700	3,591,700
		2,916,004	2,916,004
		2,830,509	2,830,509
10			
10	10		
5			

10

10

10

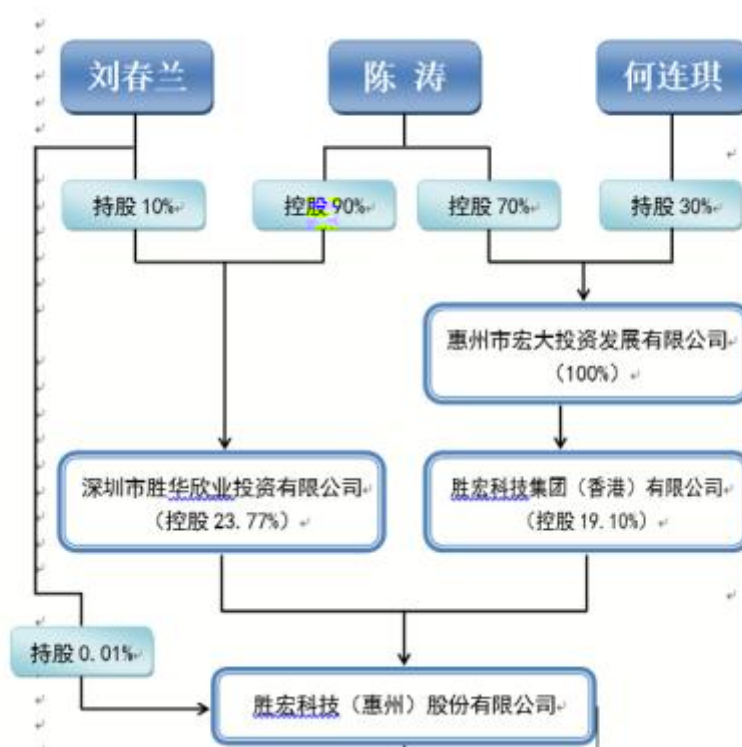
10

2

	/			

3

10		



4 **10%**

	/			

5

	--	--	--	--	--	--	0	0	0	0	0

EMBA

EMBA

MBA

)

(

MBA

,

			46		37.9	
			41		36	
			51		36.21	
			37		29.42	
			36		46.65	
			72		5	
			51		5	
			41		5	
	--	--	--	--	427.56	--

1

	3,956
	662
	4,626
	4,626
	0
	2,798
	158
	440
	23
	503
	704
	4,626
	5
	255
	926
	586

	2,854
	4,626

2

,

3

3

2017

1.

2.

3.

4

1

2016		54.52%	2017 03 30	2017 03 30	2017-018
2017		54.57%	2017 06 05	2017 06 05	2017-031
2017		48.03%	2017 09 14	2017 09 14	2017-064

2

1

	9	9	0	0	0	
	9	9	0	0	0	
	9	9	0	0	0	
						3

2**3**

1

2

3

4

1

2

	2018 02 07	
	www.cninfo.com.cn	
		100.00%
		100.00%
	<p>1</p> <p>2</p> <p>3</p> <p>4</p> <p>1</p> <p>2</p>	<p>1</p> <p>2</p> <p>3</p> <p>4</p> <p>5</p> <p>6</p> <p>7</p>
	1% 2000	0.5% 1000

	1% 0.3% 600	2000	0.5% 0.25% 500	1000	
	0.3%	600		0.25%	500
					0
					0
					0
					0

2017 12 31					
2017 12 31					
	2018 02 07				
	[2018]3041-1				

	2018 02 07
	[2018]3041

31

2017

2017 12

12 31

2017

2017

33,060.27	<p style="text-align: center;">2017 2016</p> <p style="text-align: center;">122,778.97 36.85%</p>
	1

112,823.20 29.84%	2016	25,928.05	2
			3
	31		4
			5
			6
			7
			8
			9
2017 12 31 94,951.73		4,764.90	1
			2
			3
			4

3	5 6
---	--------

2017

1

2

3

4

5

6

pPaf0>0

zQA

	9,905,012.23	7,689,808.91
	27,032,705.07	24,964,533.14
	1,464,849,216.31	876,563,161.25
	4,091,295,384.46	2,361,740,635.19
		65,659,836.95
	387,677,211.08	264,238,914.06
	861,155,321.84	448,772,299.22
	1,482,200.18	1,285,272.19
	38,384,457.48	26,477,861.03
	39,684,628.06	31,296,414.59
	745,254.86	718,742.36
	48,716,000.99	65,886,595.23
	1,377,845,074.49	904,335,935.63

	15,094,597.83	9,709,052.45
	858,507.53	

	159,495,966.86	47,041,100.83
	954,058,545.74	692,067,969.29
	6,221,755.16	3,991,128.60
	5,723,383.56	
	3,500,000.00	
	31,646,658.88	32,676,436.02
	295,564,867.88	171,643,920.37
	765,167,129.20	49,839,971.87
	2,539,665,980.20	1,408,707,754.49
	155,873,426.06	155,873,426.06
	1,289,953,709.83	688,942,265.67
	41,103,885.40	58,071,213.00
	24,470,262.13	20,709,309.94
	565,254.15	3,527,557.02
	9,124,146.08	7,279,987.46
	25,218,573.62	24,141,486.25
	1,546,309,257.27	958,545,245.40
	4,085,975,237.47	2,367,252,999.89

		65,659,836.95
	385,503,781.08	255,395,937.16
	1,030,904,518.50	560,522,025.63
	1,313,949.87	1,239,383.68
	31,609,710.06	21,836,930.45

	1,599,601,992.06	579,741,998.73
	28,073,295.00	51,184,210.00
	68,285,508.56	46,389,494.34
	384,522,364.35	315,659,449.00
	2,451,952,111.97	1,265,284,232.07
	4,085,975,237.47	2,367,252,999.89

3

	2,442,144,689.86	1,817,694,996.82
	2,442,144,689.86	1,817,694,996.82
	2,130,704,979.78	1,556,044,388.02
	1,807,965,564.80	1,321,088,875.53
	15,826,742.77	11,852,378.47
	58,894,638.77	55,031,927.68
	205,368,572.76	195,381,627.98
	33,388,255.96	-40,630,128.04
	9,261,204.72	13,319,706.40
		2,195,400.00

	13,094,430.06	2,883,103.07
-		
-	-1,853,901.69	-1,137,915.02
	6,540,850.61	
	329,221,089.06	265,591,196.85
	1,550,645.52	7,096,401.53
	4,990,458.71	1,983,680.31
	325,781,275.87	270,703,918.07

3.		
4.		
5.	275,227.64	729.00
6.		
	282,093,819.77	232,071,906.90
	282,093,819.77	232,071,906.90
	0.72	0.62
	0.72	0.62
	0.00	0.00

4

	2,371,849,393.20	1,755,852,339.65
	1,851,354,446.31	1,350,106,663.50
	12,904,883.48	9,906,787.31
	61,508,315.32	52,039,621.61
	165,387,703.70	166,672,405.40
	39,230,365.07	-39,362,088.99
	7,149,827.53	12,372,527.87
		2,195,400.00
	16,594,430.06	2,883,103.07
		0.00
-	-1,208,488.49	-255,741.55

	5,501,843.42	0.00
	255,201,636.78	208,939,184.47
	785,181.33	5,758,435.90
	4,804,270.92	1,222,743.47
	251,182,547.19	213,474,876.90
	32,222,405.02	30,545,484.04
	218,960,142.17	182,929,392.86
	218,960,142.17	182,929,392.86
1.		
2.		
1.		
2.		
3.		
4.		
5.		
6.		
	218,960,142.17	182,929,392.86

--	--	--

5

	1,834,707,396.28	1,328,703,815.96
	145,092,330.60	68,560,136.14
	12,241,270.35	8,110,024.39
	1,992,040,997.23	1,405,373,976.49
	1,075,335,762.41	720,067,161.53
	343,495,918.36	276,605,028.88
	75,568,480.13	53,235,102.51
	139,834,552.36	142,326,155.01
	1,634,234,713.26	1,192,233,447.93

	357,806,283.97	213,140,528.56
	7,371,046.50	10,586,622.63
	3,496,371.00	852,685.20
	1,105,044,350.00	580,442,604.99
	1,115,911,767.50	591,881,912.82
	543,535,475.88	310,343,486.48
	1,820,000,000.00	278,198,490.61
	2,363,535,475.88	588,541,977.09
	-1,247,623,708.38	3,339,935.73
	1,071,953,528.67	9,469,950.00
		251,643,516.53
	57,411,958.45	
	1,129,365,487.12	261,113,466.53
	65,659,836.95	232,664,500.00
	128,672,782.59	53,332,040.41
	2,051,471.28	49,485,401.90
	196,384,090.82	335,481,942.31
	932,981,396.30	-74,368,475.78
	-8,899,223.95	16,005,335.06

	34,264,747.94	158,117,323.57
	380,694,249.61	222,576,926.04
	414,958,997.55	380,694,249.61

6

	1,711,206,135.63	1,251,959,980.03
	144,929,014.30	68,247,433.36
	10,169,989.26	103,556,366.35
	1,866,305,139.19	1,423,763,779.74
	1,127,072,149.47	787,056,559.89
	286,040,071.77	226,246,136.90
	44,252,646.77	28,960,660.45
	142,283,321.81	129,516,108.20
	1,599,648,189.82	1,171,779,465.44
	266,656,949.37	251,984,314.30
	7,371,046.50	10,586,622.63
	2,730,040.00	507,465.20
	1,104,944,350.00	580,362,604.99
	1,115,045,436.50	591,456,692.82
	521,752,058.46	268,632,978.57
		99,300,000.00
	1,820,000,000.00	278,198,490.61

	2,341,752,058.46	646,131,469.18
	-1,226,706,621.96	-54,674,776.36
	1,071,953,528.67	9,469,950.00
		251,643,516.53
	56,094,195.02	
	1,128,047,723.69	261,113,466.53
	65,659,836.95	227,983,679.58
	128,672,782.59	53,332,040.41
	2,051,471.28	48,167,638.47
	196,384,090.82	329,483,358.46
	931,663,632.87	-68,369,891.93
	-8,679,319.85	15,937,932.95
	-37,065,359.57	144,877,578.96
	352,569,463.29	207,691,884.33
	315,504,103.72	352,569,463.29

7

	374,677,500.00				574,364,569.82	51,184,210.00	-24,034.35		46,927,237.23		502,934,584.41		1,447,695,647.11
	52,938,042.00				1,019,859,993.33	-23,110,915.00	275,227.64		21,896,014.22		131,721,365.31		1,249,801,557.50
							275,227.64				281,818,592.13		282,093,819.77
	52,938,042.00				1,019,859,993.33	-23,110,915.00							1,095,908,950.33
1	52,938,042.00				1,017,564,587.90								1,070,502,629.90
2													
3													

3													
4													
1													
2													
	427,61				1,594,2								
	5,542.				24,563.		28,073,	251,193			68,823,		
	00				15		295.00	.29			251.45		

2													
3	777,50				9,719,4	-9,419,0							19,916,
	0.00				26.25	90.00							016.25
4													
									18,292,		-70,638,		-52,346,
									939.29		939.29		000.00
1									18,292,		-18,292,		
									939.29		939.29		
2													
3											-52,346,		-52,346,
											000.00		000.00
4													
	224,34				-224,34								
	0,000.				0,000.0								
	00				0								
1	224,34				-224,34								
	0,000.				0,000.0								
	00				0								
2													
3													
4													
1													
2													
	374,67				574,364	51,184,	-24,034.		46,927,		502,934		1,447,6
	7,500.				,569.82	210.00	35		237.23		,584.41		95,647.
	00												11

	374,677, 500.00				579,741,9 98.73	51,184,21 0.00			46,389,49 4.34	315,659 ,449.00	1,265,284 ,232.07
	374,677, 500.00				579,741,9 98.73	51,184,21 0.00			46,389,49 4.34	315,659 ,449.00	1,265,284 ,232.07
	52,938,0 42.00				1,019,859 ,993.33	-23,110,9 15.00			21,896,01 4.22	68,862, 915.35	1,186,667 ,879.90
										218,960 ,142.17	218,960,1 42.17
	52,938,0 42.00				1,019,859 ,993.33	-23,110,9 15.00					1,095,908 ,950.33
1	52,938,0 42.00				1,017,564 ,587.90						1,070,502 ,629.90
2											
3					2,295,405 .43	-23,110,9 15.00					25,406,32 0.43
4											
									21,896,01 4.22	-150,09 7,226.8 2	-128,201, 212.60
1									21,896,01 4.22	-21,896, 014.22	
2										-128,20 1,212.6 0	-128,201, 212.60
3											

1											
2											
3											
4											
1											
2											
	427,615, 542.00				1,599,601 ,992.06	28,073,29 5.00			68,285,50 8.56	384,522 ,364.35	2,451,952 ,111.97

@Q[Ma

3	777,500. 00				9,719,426 .25	-9,419,09 0.00					19,916,01 6.25
4											
									18,292,93 9.29	-70,638, 939.29	-52,346,0 00.00
1									18,292,93 9.29	-18,292, 939.29	
2										-52,346, 000.00	-52,346,0 00.00
3											
	224,340, 000.00				-224,340, 000.00						
1	224,340, 000.00				-224,340, 000.00						
2											
3											
4											
1											
2											
	374,677, 500.00				579,741,9 98.73	51,184,21 0.00			46,389,49 4.34	315,659, ,449.00	1,265,284 ,232.07

427,615,542.00

427,615,542.00

25%

2

2006 7 26				[2006]168			
			1200				
2010 12 23				[2010]262			
6,977,740.00						70%	30%
	99,000,000.00						
2010 12 24				[2010]264			
				41.965%	17.985%		
2011 5 9				[2011]106			
							572
			528				
	9,900		11,000				
			3.5%	1.5%			()
()							
2011 8 9				[2011]228			
	5%						
2011 10 20				[2011]301			
	1.75%						
	0.75%	1.8391%	1.3793%				
2012 1 15							
2012 1 16					2011 12 31		
			110,000,000.00				
2012 1 16				[2012]22			
2012 2 18					ZH[2012]5		
	110,000,000.00				110,000,000.00		
2015 5 21				[2015]949			
			3,667				()
				[2015]265			
	146,670,000.00						
2015 8 19				[2015]307			3,667

2015 8 21				2015 2015 8 24		
					46	
289.60		31.40		2015 11 10		
46	40		289.60	289.00		
		20.97 /			60,603,300.00	
	2,890,000.00					149,560,000.00
2016 1 6			[2016]7			
2016 4 20				2015 10 15		2015 224,340,000
	373,900,000			2015 12 31		
373,900,000.00						
2016 9 28			[2016]363			10
15						
2016 8 22						
2016 8 22						
	78.50					63
2016 10 12			63 62			12.18 /
77.75					12.18 /	78.50
777,500.00			777,500.00			
2017 6 21			201700532			
2017 5 10				[2017]669		
2017 8 7		A	52,938,042			427,615,542.00
2017 10 31			201701030			
2017 12 1						
91441300791200462B						
3						
	2018 2 7					
2017 12 31						

VGTPCB INC.

1

2

12

1

)

15 2014

15 -

2014

2

1 1 12 31

3

1 1 12 31

4

5

1.

2.

1

2

1

1

2

3

4

2

3

6

33

7

1.

1

2

2.

1

2

3

4

5

2

8

9

1.

2.

10

1.

2.

1

2

1

2

3

1

11**1**

	100
	100 3

2

--	--

3

12

1.

2.

3.

4.

5.

13

1

2

3

4.

1.

2.

3.

14

1.

1

()

2

3

2.

10.5 Tf 2.64 0 Td 3

5.

15

1.

2.

16

1

2

		20-30	5%	3.17%-4.75%
		10	5%	9.50%
		5	5%	19.00%
		5-30	5%	3.17%-19.00%

3

1

2

3

[

75% 75%] 4

[90%

90%]

[90%

90%] 5

17

1.

2.

1.

2

1

1

2

3

2

3

3

3

18

1.

2

1

1

2

3

2

3

3

3

19

20

21

1

1.

2.

50

5

28

3.

2

1

3

2

4

5

22

23

24

1

2

3

4

25

1.

2.

26

1.

2.

1

2

3.

4.

1

2

3

27

28

1.

2

4

1

5

3

1

2

2.

3.

4.

1

2

3

29

1

1.

2.

3.

1

2

4.

5.

6.

1

1

2

2

2

1.

2.

3.

1

2

4.

5.

6.

1

1

2

2

30

/

1.

2.

3.

4.

1

2

31

1

2

32

33

1

1	"	"	"	"	"	2017 5 10	<	16
"	"	"	"	"	"	>	[2017]15	
						2017 6 12		
						2017 1 1		
							2017 1 1	
2	2017 1 1	"	6,540,850.61	"	"	2017 5 10	<	16
"	"	"	"	6,540,850.61	"	>	[2017]15	
				"	"	2017 6 12		
			5,501,843.42	"	"	2017 1 1		

	"	5,501,843.42	2017 1 1
3	" "	"	2017 4 28 42 2017 13 28 2017 5
4	" "	" " 281,818,592.13 232,071,177.90 " " 218,960,142.17 182,929,392.86	2017 4 28 42 2017 13 28 2017 5
5	" "	" "	2017 12 25 2017 30 2017
6	" "	-1,853,901.69 -1,137,915.02 140,161.92 54,577.34 1,994,063.61 1,192,492.36 -1,208,488.49 -255,741.55 140,161.92 45,688.02 1,348,650.41 301,429.57	2017 12 25 2017 12 25 2017 30 2017

34

1

		17%,3%
		7%
		15% 16.5%,25%
	30%	1.2%
		3%
		2%

--	--

2

2016 11 30

GR201644001220

2017

15%

2016 11 30

GR201644001221

2017

15%

3

1

	93,428.40	89,323.64
	414,865,569.15	379,604,925.97
	2,783,569.20	61,195,527.65
	417,742,566.75	440,889,777.26
	83,721,131.81	19,852,086.87

1	61,195,527.65
2,783,569.20	
2	83,721,131.81
3	2,783,569.20

2

--	--	--

3**4****1**

	48,956,223.64	30,040,830.99
	112,918,717.71	17,337,583.84
	161,874,941.35	47,378,414.83

2

	0.00
	0.00
	0.00

3

	151,637,567.72	
	37,464,319.16	
	189,101,886.88	

4

	0.00
	0.00

5

1

	949,517, 310.03	100.00%	47,649,0 27.55	5.02%	901,868,2 82.48	746,105 ,339.52	100.00%	37,478,89 8.77	5.02%	708,626,44 0.75
	949,517, 310.03	100.00%	47,649,0 27.55	5.02%	901,868,2 82.48	746,105 ,339.52	100.00%	37,478,89 8.77	5.02%	708,626,44 0.75

1			
1	948,468,081.23	47,423,404.07	5.00%
1 2	998,754.14	199,750.83	20.00%
2 3	22,060.71	8,824.28	40.00%
3 4	28,413.95	17,048.37	60.00%
	949,517,310.03	47,649,027.55	5.02%

2

10,249,991.49

0.00

--	--	--

3

	79,862.71

--	--	--	--	--	--

4

	61,116,586.12	1	6.44%	3,055,829.31
	44,527,720.80	1	4.69%	2,226,386.04
	31,783,336.50	1	3.35%	1,589,166.83
	30,146,973.09	1	3.17%	1,507,348.65
	27,662,074.53	1	2.91%	1,383,103.73
	<u>195,236,691.04</u>		<u>20.56%</u>	<u>9,761,834.56</u>

5

6

6

1

1	6,253,597.50	99.55%	4,014,862.68	100.00%
1 2	28,253.48	0.45%		
	6,281,850.98	--	4,014,862.68	--

1

2

	2,992,144.23	1	47.63%
	472,124.00	1	7.52%

7

1

	5,723,383.56	
	5,723,383.56	

2

--	--	--	--	--

8

1

()		
-----	--	--

2

1

()				
-----	--	--	--	--

9

1

	26,799,171.89	100.00%	2,016,370.72	7.52%	24,782,801.17	36,263,481.63	100.00%	3,005,157.49	8.29%	33,258,324.14

	26,799,171.89	100.00%	2,016,370.72	7.52%	24,782,801.17	36,263,481.63	100.00%	3,005,157.49	8.29%	33,258,324.14
--	---------------	---------	--------------	-------	---------------	---------------	---------	--------------	-------	---------------

1				
1		23,087,657.54	1,154,382.88	5.00%
1 2		3,277,697.40	655,539.48	20.00%
2 3		347,598.00	139,039.20	40.00%
3 4		7,830.00	4,698.00	60.00%
4 5		78,388.95	62,711.16	80.00%
		26,799,171.89	2,016,370.72	7.52%

2

-988,786.77

--	--	--	--

3

--	--	--	--

--	--	--	--	--	--

4

	18,167,442.13	23,801,117.85
	6,386,873.10	5,084,848.23
	1,553,968.58	1,668,245.72
	618,039.90	1,055,736.43
		4,493,661.63
	72,848.18	159,871.77
	26,799,171.89	36,263,481.63

5

		18,167,442.13	1	67.80%	908,372.11
		5,676,000.00	2	21.18%	760,200.00
		1,027,606.98	1	3.83%	51,380.35
		347,598.00	2 3	1.30%	139,039.20
		341,375.00	1	1.27%	17,068.75
	--	25,560,022.11	--	95.38%	1,876,060.41

6

--	--	--	--	--

7**8****10**

1

	143,894,161.90		143,894,161.90	83,633,843.57		83,633,843.57
	75,287,765.90		75,287,765.90	37,239,848.39		37,239,848.39
	123,823,284.86		123,823,284.86	80,295,990.45		80,295,990.45
	343,005,212.66		343,005,212.66	201,169,682.41		201,169,682.41

4

1

5

12

--	--	--

13

	750,000,000.00	30,000,000.00
	15,167,129.20	19,839,971.87
	765,167,129.20	49,839,971.87

14

1

2

--	--	--	--	--

3

4

--	--	--	--	--

5

--	--	--	--	--	--	--

15

1

2

--	--	--	--	--

3

16

1

2

3

17

--	--	--	--	--	--	--	--

18

1

2

3

--	--	--	--	--	--	--	--	--	--	--	--

19

1

1.	260,826,004.81	732,939,618.42	13,659,998.42	32,276,573.42	1,039,702,195.07
2.	131,557,358.59	558,949,406.15	8,621,714.87	3,382,414.47	702,510,894.08
1	0.00	558,949,406.15	8,621,714.87	3,382,414.47	570,953,535.49
2	131,557,358.59				131,557,358.59
3					
3.		23,002,929.27	925,384.37	169,958.03	24,098,271.67
1		23,002,929.27	925,384.37	169,958.03	24,098,271.67

4.	392,383,363.40	1,268,886,095.30	21,356,328.92	35,489,029.86	1,718,114,817.48
1.	45,666,774.08	225,984,510.71	5,688,961.96	13,494,344.27	290,834,591.02
2.	8,900,815.71	71,965,280.71	2,934,166.48	3,376,172.29	87,176,435.19
1	8,900,815.71	71,965,280.71	2,934,166.48	3,376,172.29	87,176,435.19
3.		9,823,767.24	813,153.51	154,260.64	10,791,181.39
1		9,823,767.24	813,153.51	154,260.64	10,791,181.39
4.	54,567,589.79	288,126,024.18	7,809,974.93	16,716,255.92	367,219,844.82
1.					
2.					
1					
3.					
1					
4.					
1.	337,815,773.61	980,760,071.12	13,546,353.99	18,772,773.94	1,350,894,972.66
2.	215,159,230.73	506,955,107.71	7,971,036.46	18,782,229.15	748,867,604.05

2

--	--	--	--	--	--

3

--	--	--	--	--	--

4

	22,030,027.63

5

		127,593,394.66
C	D	38,408,083.46

20

1

	40,646,758.47		40,646,758.47	1,438,665.86	1,438,665.86
	275,466.79		275,466.79		
	181,660.14		181,660.14		
				56,632,547.14	56,632,547.14
	41,103,885.40		41,103,885.40	58,071,213.00	58,071,213.00

2

	42,676,478.00	1,438,665.86	39,208,092.61			40,646,758.47	85.00%	85.00%				
	114,885,000.00	56,632,547.14	70,960,847.52	127,593,394.66			100.00%	100.00%				
	157,561,000.00	58,071,213.00	110,168,000.00	127,593,394.66		40,646,758.47	--	--				--

	478.00	13.00	940.13	394.66		58.47					
--	--------	-------	--------	--------	--	-------	--	--	--	--	--

3

--	--	--	--	--	--	--	--	--	--	--	--

21

--	--	--	--	--	--	--	--	--	--	--	--

22

											16,436.24
											16,436.24

23

1

2

24

25

1

1.	19,476,421.00			5,568,482.28	1,100,000.00	26,144,903.28
2.				7,616,344.42		7,616,344.42
1				7,616,344.42		7,616,344.42
2						
3						
3.						
1						
4.	19,476,421.00	0.00	0.00	13,184,826.70	1,100,000.00	33,761,247.70
1.	3,011,146.32			2,362,244.64	62,202.38	5,435,593.34
2.	398,768.89			3,417,337.62	39,285.72	3,855,392.23
1	398,768.89			3,417,337.62	39,285.72	3,855,392.23
3.						
1						
4.	3,409,915.21			5,779,582.26	101,488.10	9,290,985.57
1.						
2.						
1						
3.						

1						
4.						
1.	16,066,505.79			7,405,244.44	998,511.90	24,470,262.13
2.	16,465,274.68			3,206,237.64	1,037,797.62	20,709,309.94

0.00%

2

--	--	--

26

--	--	--	--	--

27**1**

--	--	--	--	--

2

--	--	--	--	--

28

ΑΡΧΑΙΑ



	-3,956,165.55	-1,829,172.17
	-3,956,165.55	-1,829,172.17

5

--	--	--	--

30

	27,032,705.07	24,964,533.14
	27,032,705.07	24,964,533.14

31

1

		51,667,997.16
		13,991,839.79
		65,659,836.95

2

--	--	--	--

32

--	--	--

33

34

	21,908,464.81	43,003,133.15
	365,768,746.27	221,235,780.91
	387,677,211.08	264,238,914.06

0.00

35

1

1	1	849,500,967.85	439,078,726.04
1-2	2	9,337,151.34	8,470,686.86
2-3	3	1,875,160.32	868,387.55
3-4	4	442,042.33	269,217.99
4-5	5		85,280.78
		861,155,321.84	448,772,299.22

2

1

--	--	--

36

1

1	1	1,074,102.08	1,285,272.19
1-2	2	408,098.10	
		1,482,200.18	1,285,272.19

2 **1**

--	--	--	--

3

5	478,394.18	1,793,117.02	1,793,117.02	478,394.18
	26,477,861.03	343,735,136.50	331,828,540.05	38,384,457.48

3

1		15,521,553.20	15,521,553.20	
2		726,753.52	726,753.52	
		16,248,306.72	16,248,306.72	

38

	2,361,315.11	1,720,652.07
	33,935,574.10	25,700,779.44
	2,396,744.77	559,631.90
	233,924.23	868,154.27
	100,253.20	372,666.14
	66,835.52	248,444.07
	589,981.13	727,525.70
		1,098,561.00
	39,684,628.06	31,296,414.59

39

--	--	--

--	--	--

40

	745,254.86	718,742.36
	745,254.86	718,742.36

1

41**1**

	26,267,675.00	51,184,210.00
	10,779,369.13	8,245,127.31
	5,266,423.60	224,203.00
	2,590,792.10	3,072,258.26
	1,500,253.20	1,579,279.93
	495,693.75	428,613.29
	400,000.00	
	361,680.00	
	330,220.73	664,024.86
	723,893.48	488,878.58
	48,716,000.99	65,886,595.23

2**1**

	26,267,675.00	
	26,267,675.00	--

42

--	--	--

43



44



45

1



46

1



2

3

4

47

1

--	--	--

48

1

--	--	--

2

--	--	--

--	--	--

--	--	--

49

--	--	--	--	--	--

50

--	--	--	--

51

	9,709,052.45	6,144,350.00	758,804.62	15,094,597.83	
	9,709,052.45	6,144,350.00	758,804.62	15,094,597.83	--

						/
	2,845,962.46		121,535.76		2,724,426.70	
		2,520,000.00	202,500.00		2,317,500.00	
2015	2,378,090.95		282,545.40		2,095,545.55	
PCB	1,200,000.00	850,000.00			2,050,000.00	

	1,000,000.00				1,000,000.00	
		1,000,000.00			1,000,000.00	
2016		801,000.00	50,972.74		750,027.26	
	350,000.00				350,000.00	
	413,978.56		64,516.08		349,462.48	
		250,000.00			250,000.00	
		226,400.00			226,400.00	
LED	251,020.48		36,734.64		214,285.84	
SSD HD	200,000.00				200,000.00	
	150,000.00				150,000.00	
	150,000.00				150,000.00	
	150,000.00				150,000.00	
HDI	150,000.00				150,000.00	

		150,000.00			150,000.00	
		146,950.00			146,950.00	
HDI	100,000.00				100,000.00	
	100,000.00				100,000.00	
		100,000.00			100,000.00	
		100,000.00			100,000.00	
LED	80,000.00				80,000.00	
LED	70,000.00				70,000.00	
	60,000.00				60,000.00	
	60,000.00				60,000.00	
	9,709,052.45	6,144,350.00	758,804.62		15,094,597.83	--

2017 5 10 , < 16 > [2017]15
2017 6 12 2017 1 1 2017
1 1

52

--	--	--

53

		+					
	374,677,500.00	52,938,042.00				52,938,042.00	427,615,542.00

54

1

2

55

	573,337,593.57	1,019,900,975.40		1,593,238,568.97
	1,026,976.25	2,295,405.43	2,336,387.50	985,994.18
	574,364,569.82	1,022,196,380.83	2,336,387.50	1,594,224,563.15

1
52,938,042.00
600,572.51

2017 8
1,016,964,015.39

1,069,902,057.39
2,336,387.50

2

2,295,405.43

56

	51,184,210.00		23,110,915.00	28,073,295.00
	51,184,210.00		23,110,915.00	28,073,295.00

2,890,000 30%

112,500

22,210,740.00

777,500 50%

900,175.00

57

	-24,034.35	275,227.64			275,227.64		251,193.29
	-24,034.35	275,227.64			275,227.64		251,193.29
	-24,034.35	275,227.64			275,227.64		251,193.29

58

--	--	--	--	--

59

	46,927,237.23	21,896,014.22		68,823,251.45
	46,927,237.23	21,896,014.22		68,823,251.45

60

		502,934,584.41	341,502,345.80
		502,934,584.41	341,502,345.80
		281,818,592.13	232,071,177.90
		21,896,014.22	18,292,939.29
		128,201,212.60	52,346,000.00
		634,655,949.72	502,934,584.41

- 1) 0.00
- 2) 0.00
- 3) 0.00
- 4) 0.00
- 5) 0.00

61

	2,356,021,694.67	1,807,941,922.60	1,766,138,440.62	1,320,285,540.34
	86,122,995.19	23,642.20	51,556,556.20	803,335.19
	2,442,144,689.86	1,807,965,564.80	1,817,694,996.82	1,321,088,875.53

62

--	--	--

	6,073,610.85	5,491,384.31
	2,602,976.09	2,353,450.42
	2,178,499.95	760,488.96
	1,176,485.00	421,856.66
	43,424.72	13,961.52
	1,709,629.13	1,242,269.70
	1,735,317.38	1,568,966.90
	306,799.65	
	15,826,742.77	11,852,378.47

63

	17,534,820.59	14,944,227.60
	13,624,476.95	11,934,414.02
	9,643,488.65	13,651,604.25
	4,362,167.97	4,909,463.38
	3,844,566.81	3,692,770.25
	1,553,459.83	
	873,633.14	1,326,384.81
	725,834.96	73,482.73
	6,732,189.87	4,499,580.64
	58,894,638.77	55,031,927.68

64

	99,690,469.12	98,958,670.03
	49,671,398.53	41,938,013.61
	6,365,411.36	4,987,686.63
	5,590,703.38	8,199,012.10
	5,237,511.66	5,187,182.86

	4,934,383.82	2,998,077.75
	4,636,771.95	2,740,853.69
	4,574,001.95	6,788,976.64
	3,047,801.53	3,160,173.55
	2,621,870.93	5,053,183.10
	2,295,405.43	1,026,976.25
	1,941,035.94	1,302,848.54
	1,579,690.44	1,398,472.32
		2,684,600.80
	13,182,116.72	8,956,900.11
	205,368,572.76	195,381,627.98

65

	417,332.49	1,704,782.77
	-999,872.34	-1,765,065.20
	35,022,908.82	-37,636,757.30
	994,269.23	452,054.58
	-2,046,382.24	-3,385,142.89
	33,388,255.96	-40,630,128.04

66

	9,261,204.72	13,319,706.40
	9,261,204.72	13,319,706.40

67

--	--	--

		2,195,400.00
		2,195,400.00

68

		-3,198,490.61
	7,371,046.50	6,081,593.68
	5,723,383.56	
	13,094,430.06	2,883,103.07

1 7,175,663.01

2 5,723,383.56

69

	-1,853,901.69	-1,137,915.02

70

	6,540,850.61	

71

		5,602,437.84	
	514,817.57	578,327.01	514,817.57

	514,817.57	578,327.01	514,817.57
	1,035,827.95	915,636.68	1,035,827.95
	1,550,645.52	7,096,401.53	1,550,645.52

								/
							3,000,000.00	
2015							789,800.00	
2015							330,000.00	
							221,375.00	
2015							211,909.05	
							200,000.00	
							150,000.00	
							121,535.76	
							117,737.31	

73

1

	45,319,379.53	40,348,557.47
	-1,356,695.79	-1,715,817.30
	43,962,683.74	38,632,740.17

2

	325,781,275.87
/	48,867,191.38
	609,712.44
	-7,292,370.13
	2,254,311.42
	-280,537.20
	596,512.60
	-792,136.77
	43,962,683.74

74

57

75

1

	6,882,045.99	5,715,137.31
	3,453,424.57	232,911.99
	999,872.34	1,765,065.20

	905,927.45	396,909.89
	12,241,270.35	8,110,024.39

2

	98,249,292.06	99,042,892.44
	35,958,911.73	38,627,950.64
	2,044,009.39	3,649,369.22
	994,269.23	452,054.58
	2,588,069.95	553,888.13
	139,834,552.36	142,326,155.01

3

	1,100,000,000.00	576,999,999.99
	5,044,350.00	3,442,605.00
	1,105,044,350.00	580,442,604.99

4

	1,820,000,000.00	275,000,000.00
		3,198,490.61
	1,820,000,000.00	278,198,490.61

5

--	--	--

	57,411,958.45	
	57,411,958.45	

6

		49,485,401.90
	2,051,471.28	
	2,051,471.28	49,485,401.90

76

1

1	--	--
	281,818,592.13	232,071,177.90
	9,261,204.72	13,319,706.40
	87,176,435.19	74,567,710.01
	3,321,946.10	1,398,472.32
	4,400,835.40	2,404,145.95
	1,853,901.69	1,137,915.02
	-117,221.05	851,465.17
		-2,195,400.00
	9,187,749.74	-14,300,552.29
	-13,094,430.06	-2,883,103.07
	-2,215,203.32	-1,040,062.96
	858,507.53	-675,754.34
	-141,835,530.25	-65,081,692.52
	-304,628,599.35	-247,815,425.57

	419,522,690.07	220,354,950.29
	2,295,405.43	1,026,976.25
	357,806,283.97	213,140,528.56
2	--	--
3	--	--
	414,958,997.55	380,694,249.61
	380,694,249.61	222,576,926.04
	34,264,747.94	158,117,323.57

2

	--
	--
	--

3

	--
	--
	--

4

	414,958,997.55	380,694,249.61
	93,428.40	89,323.64
	414,865,569.15	379,604,925.97
		1,000,000.00

	414,958,997.55	380,694,249.61
--	----------------	----------------

77

78

	2,783,569.20	
	2,783,569.20	--

79

1

	--	--	285,573,935.73
	42,923,874.85	6.5342	280,473,183.04
	6,102,108.73	0.8359	5,100,752.69
	--	--	467,034,271.11


2

80


81

1


1



2



3




4

5


6

2


1



2



3



3

4

5

VGTPCBINC.	2017 3 2	50
	2017 12 26	5,000

6

1


1

				100.00%		
				100.00%		
				100.00%		
				100.00%		
VGTPCB INC.					100.00%	

2



3



--	--	--	--	--	--	--

20%

20%

2

	/	/

3

	/	/

4

	/	/
	--	--
	--	--
	--	--
	--	--

5**6**

--	--	--	--

7

8

4

				/	

5

6

2

3

4

1

	--	--	--	--
	--	--	--	--

2

3

4

5

6

7

8

9

1

			50	23.77%	23.77%

2

3

--	--

4

5

1

/

--	--	--	--	--	--

/

--	--	--	--

2

/

/

/

/	/	/	/	/	/	/
---	---	---	---	---	---	---

/

/

/	/	/	/	/	/
---	---	---	---	---	---

4

--	--	--	--	--

	93,668,400.00	2013 07 26	2018 07 26	

1 2015 7 20

45,000

2 2013 7 26

FA751568130726

2015 12

29

FA751568130726-b

8,060

200

5

6

--	--	--	--	--

7

--	--	--

8

2017 12 26

60%

90

60%

100%

6

1

2

--	--	--	--

7

8

1

2

1

2

2,295,405.43

5,550,853.68

3

4

5

1

2

1

752LC1600010	426,000.00	2,783,569.20
752LC1600011	244,000,000.00	-
		<u>2,783,569.20</u>

2

3

1

--	--	--	--

2

3

4

2018	2	7	2017	10	3.00
		427,615,542			
		10	8	128,284,662.60	
342,092,433			769,707,975		2017

1

1

--	--	--	--

2

--	--	--

2

3

1

2

4


5



6

1

2



3

4

7

8

1

101,627,625

23.77%

56,200,000

13.14%

2

60%

100%

1

1

	997,453, 448.60	100.00%	43,394,9 02.86	4.35%	954,058,5 45.74	727,306 ,041.56	100.00%	35,238,07 2.27	4.85%	692,067,96 9.29
	997,453, 448.60	100.00%	43,394,9 02.86	4.35%	954,058,5 45.74	727,306 ,041.56	100.00%	35,238,07 2.27	4.85%	692,067,96 9.29

1			
1	863,432,064.74	43,171,603.24	5.00%
1 2	987,134.83	197,426.97	20.00%
2 3	22,060.71	8,824.28	40.00%
3 4	28,413.95	17,048.37	60.00%
	864,469,674.23	43,394,902.86	5.02%

2

8,156,830.59

0.00

--	--	--

3

--	--

--	--	--	--	--	--

4

132,983,774.37	2	13.33%	-	
61,116,586.12	1	6.13%	3,055,829.31	
44,527,720.80	1	4.46%	2,226,386.04	
31,783,336.50	1	3.19%	1,589,166.83	
30,146,973.09	1	3.02%	1,507,348.65	
<u>300,558,390.88</u>		<u>30.13%</u>	<u>8,378,730.83</u>	

5

6

2

1

	33,568,804.55	100.00%	1,922,145.67	5.73%	31,646,658.88	35,605,584.75	100.00%	2,929,148.73	8.23%	32,676,436.02
	33,568,804.55	100.00%	1,922,145.67	5.73%	31,646,658.88	35,605,584.75	100.00%	2,929,148.73	8.23%	32,676,436.02

1			
1	22,608,483.84	1,130,424.19	5.00%
1 2	3,239,921.40	647,984.28	20.00%
2 3	347,598.00	139,039.20	40.00%
3 4	7,830.00	4,698.00	60.00%
	26,203,833.24	1,922,145.67	7.34%

2

-1,007,003.06

--	--	--

3

--	--

--	--	--	--	--	--

4

	18,167,442.13	23,801,117.85
	7,364,971.31	
	6,273,708.15	4,971,683.28
	1,122,813.06	1,200,775.56
	576,679.90	1,018,776.43
		4,493,661.63
	63,190.00	119,570.00
	33,568,804.55	35,605,584.75

5

		18,167,442.13	1	54.11%	908,372.11
		7,364,971.31	1	21.94%	
		5,676,000.00	2	16.91%	760,200.00
		839,263.06	1	2.50%	41,963.15
		347,598.00	2 3	1.04%	139,039.20
	--	32,395,274.50	--	96.50%	1,849,574.46

6

--	--	--	--	--

7

8

3

	155,873,426.06		155,873,426.06	155,873,426.06		155,873,426.06
	155,873,426.06		155,873,426.06	155,873,426.06		155,873,426.06

1

	55,557,696.06			55,557,696.06		
	315,730.00			315,730.00		
	100,000,000.00			100,000,000.00		
	155,873,426.06			155,873,426.06		

2

3

2017 12 26

60%

4

	2,282,305,258.50	1,836,989,582.87	1,705,532,380.90	1,342,624,033.35
	89,544,134.70	14,364,863.44	50,319,958.75	7,482,630.15
	2,371,849,393.20	1,851,354,446.31	1,755,852,339.65	1,350,106,663.50

5

	3,500,000.00	
		-3,198,490.61
	7,371,046.50	6,081,593.68
	5,723,383.56	
	16,594,430.06	2,883,103.07

6

1

	-1,736,680.64	
	6,540,850.61	
	13,094,430.06	

	-3,557,034.24	
	2,555,112.00	
	11,786,453.79	--

1

1

1

2017