



2016

2017-009

2017 03

.....	6
.....	10
.....	14
.....	26
.....	44
.....	51
.....	51
.....	52
.....	57
.....	61
.....	62
.....	163

			300476
			Victory Giant Technology (HuiZhou)Co.,Ltd.
			516211
			516211
			www.shpcb.com
			zqb@shpcb.com

	0752-3761918	0752-3761918
	0752-3761928	0752-3761928
	zqb@shpcb.com	zqb@shpcb.com

	www.cninfo.com.cn

--	--

	19 68 A-1 A-5

	1012		2015 6 11 -2018 12 31

	2016	2015		2014
	1,817,694,996.82	1,284,631,483.77	41.50%	1,086,725,415.86
	232,071,177.90	126,539,722.29	83.40%	103,157,786.44
	224,425,948.23	119,779,282.35	87.37%	100,453,459.98
	213,140,528.56	18,810,661.86	1,033.08%	203,849,756.56
/	0.62	0.39	58.97%	0.9400
/	0.62	0.39	58.97%	0.9400
	17.40%	13.81%	3.59%	18.46%
	2016	2015		2014
	2,361,740,635.19	1,982,956,130.47	19.10%	1,285,192,236.61
	1,447,695,647.11	1,248,053,723.96	16.00%	585,760,452.19

	389,606,082.33	399,968,599.13	549,886,226.37	478,234,088.99
	39,957,863.91	55,236,935.24	64,738,404.55	72,137,974.20
	43,256,694.72	43,454,755.35	63,962,696.99	73,751,801.17

	94,373,396.58	109,670,642.82	-73,147,624.95	82,244,114.11
--	---------------	----------------	----------------	---------------

1

2

	2016	2015	2014	
	-1,989,380.19	-2,451,872.54	-1,342,485.20	
		0.00	0.00	
	5,602,437.84	6,683,640.12	4,945,336.76	
		0.00	0.00	
		0.00	0.00	
		0.00	0.00	
	6,081,593.68	4,580,974.16	326,337.34	
		0.00	0.00	
		0.00	0.00	
		0.00	0.00	

		0.00	0.00	
		0.00	0.00	
		0.00	0.00	
	-1,003,090.61	-969,500.00	-1,907,700.00	
		0.00	0.00	
		0.00	0.00	
		0.00	0.00	
		0.00	0.00	
		0.00	0.00	
	361,748.55	126,448.41	1,235,289.30	
		0.00	0.00	
	1,408,079.60	1,209,250.21	552,451.74	
		0.00	0.00	
	7,645,229.67	6,760,439.94	2,704,326.46	--

1

1

1

CPCA		VGA	PCB	2015
40.12%	2.71	85.58%	17.66	
83.40%		2.13	2.32	
			1033.08%	
CPCA		VGA	PCB	2015
GB/T29490-2013			211	
35	175	1		
		PCB		

1

	24.28%,
	2.50%,
	43.36%
	88.99%
	45.45%
	66.11%
	106.52%
	47.82%
	86.57%

	85.24%	2015
	571.22%	
	80.91%	
	40.66%	
	100%	
	57.09%	
	139.85%	
	33.99%	
	186.05%	
	100%	
	100%	
	57.77%	
	150.52%	
	27.20%	
	63.88%	
	47.27%	

2

1

2

CQC ISO9001:2008 UL ISO/TS16949:2009
IQC

3

/

4

LG LG SKY TCL CISCO

2012-2013 2012 2013 2011

5

2015 7,346.37 , 5.72%

LED 239

5 HDI

6

200

7

ROHS

ISO14001:2004

1

2

1

1

5

	2016		2015		
	1,817,694,996.82	100%	1,284,631,483.77	100%	41.50%
PCB	1,766,138,440.62	97.16%	1,260,411,737.38	98.11%	40.12%
	51,556,556.20	2.84%	24,219,746.39	1.89%	112.87%
PCB	414,881,757.03	22.82%	368,400,049.00	28.68%	12.62%
PCB	1,351,256,683.59	74.34%	892,011,688.38	69.44%	51.48%
	51,556,556.20	2.84%	24,219,746.39	1.89%	112.87%
	897,186,924.39	49.36%	729,314,608.02	56.77%	23.02%
	920,508,072.43	50.64%	555,316,875.75	43.23%	65.76%

2

10%

PCB	1,766,138,440.62	1,320,285,540.34	25.24%	40.12%	35.99%	9.90%
PCB	414,881,757.03	347,364,855.15	16.27%	12.62%	13.55%	-4.07%
PCB	1,351,256,683.59	972,920,685.19	28.00%	51.48%	46.31%	10.01%

1

3

			2016	2015	
PCB			2,892,645.45	2,164,249.37	33.66%
			2,911,953.89	2,183,784.37	33.34%
			160,800.74	141,492.3	13.65%

30%

4

5

		2016		2015		
PCB		121,786,141.30	9.22%	126,485,948.68	13.02%	-3.72%

PCB		69,670,068.10	5.28%	65,243,761.30	6.72%	6.78%
PCB		155,908,645.75	11.81%	114,176,582.28	11.75%	36.55%
PCB		619,686,218.15	46.94%	417,212,062.20	42.94%	48.53%
PCB		109,096,594.06	8.26%	90,098,527.52	9.27%	21.09%
PCB		244,137,872.98	18.49%	157,672,423.15	16.23%	54.84%

6

7

8

		414,785,454.90
		22.83%
		0.00%

5

1		115,545,050.49	6.36%
2		86,503,270.85	4.76%
3		76,275,996.65	4.20%
4		73,897,876.37	4.07%
5		62,563,260.54	3.44%
	--	414,785,454.90	22.83%

		411,915,127.85
		47.31%
		0.00%

5

1		135,770,510.38	15.59%
2		98,195,466.33	11.28%
3		67,486,570.64	7.75%
4		55,355,183.43	6.36%
5		55,107,397.06	6.33%
	--	411,915,127.85	47.31%

3

	2016	2015		
	55,031,927.68	34,134,614.08	61.22%	2016 61.22%,
	195,381,627.98	143,581,391.54	36.08%	2016 36.08%,
	-40,630,128.04	-19,720,800.92	106.03%	2016 106.03%,,

4

	11	SSD	HDI		
HDI					
			HDI		
	11	211	35	175	1
	371	9.79%	9895.87		5.44%

	2016	2015	2014
	371	379	346
	9.76%	12.56%	12.74%

	98,958,670.03	73,463,654.59	52,506,466.72
	5.44%	5.72%	4.83%
	0.00	0.00	0.00
	0.00%	0.00%	0.00%
	0.00%	0.00%	0.00%

5

	2016	2015	
	1,405,373,976.49	1,150,659,882.10	22.14%
	1,192,233,447.93	1,131,849,220.24	5.34%
	213,140,528.56	18,810,661.86	1,033.08%
	591,881,912.82	75,152,231.31	687.58%
	588,541,977.09	570,683,494.49	3.13%
	3,339,935.73	-495,531,263.18	-100.67%
	261,113,466.53	966,106,281.70	-72.97%
	335,481,942.31	345,299,180.88	-

	2,883,103.07	1.07%		
	2,195,400.00	0.81%		
	13,319,706.40	4.92%		
	7,150,978.87	2.64%		
	3,176,172.67	1.17%		

1

2.	2,195,000.00					2,195,000.00	0.00
	2,195,000.00					2,195,000.00	0.00
	2,195,000.00					2,195,000.00	0.00

3

	52,266,391.32
	7,929,136.33
	<u>60,195,527.65</u>

1

2

3

4

5

1

--	--	--	--	--	--	--	--	--	--	--

2015		57,681.91	26,183.55	50,983.41	0	0	0.00%	3,355.79		0
	--	57,681.91	26,183.55	50,983.41	0	0	0.00%	3,355.79	--	0

[2015]949										
2015 6										
A	36,670,000.00	15.73	/	576,819,100.00						
37,609,146.00	539,209,954.00			5,940,000.00						
	533,269,954.00			2015 6 8	[2015]10904					
2015 6 8				539,209,954.00						
				5,940,000.00						
2015 6 8				533,269,954.00						
2015				2,524,107.87						
2015				247,998,611.88						
				110,466,800.00						
2015				137,531,811.88						
2016				7,597,955.50						
2016				261,835,499.17						
2016 12 31				33,557,906.32						
<<										
>>										
2012										

2015	7	22								
	2016	12	31							
				752900013810222		3,508,012.35		1		
				752900013810222		30,000,000.00		2		
				336000100100257602		28,881.05		1		
				1751568815		21,012.92		1		
						33,557,906.32				
1										
2						0.3				2017
1	3									

2

	()	(1)	(2)	(3) (2)/(1)						
1.		50,209.91	50,209.91	23,028.44	47,828.3	95.26%	2017 07 31	8,229.98		
2.		3,117	3,117	3,155.11	3,155.11	101.22%	2016 12 31	0		
	--	53,326.91	53,326.91	26,183.55	50,983.41	--	--	8,229.98	--	--
	--	53,326.91	53,326.91	26,183.55	50,983.41	--	--	8,229.98	--	--

	<p style="text-align: right;">2015 12 31 11,046.68</p> <p style="text-align: right;">[2015]11233 11,046.68</p>
	<p style="text-align: right;">2015 7 9 7.4 2</p> <p>5.4 2016 12 31</p> <p style="text-align: center;">3,000.00</p>

3

1

2

10%

--	--	--	--	--	--	--	--	--

(
60,000,000.0 355,871,077.
0 23
)

9.8% 740.6 2020 14.6%

30% 50%

25% 2018 15000 2014-2018

OLED

1

2016 04 22			2016 4 22
2016 08 25			2016 8 25
2016 11 25			2016 11 25

10 2015 2015 12 31 149,560,000
 10 3.5 10 15
 52,346,000 224,340,000

10	0
10	0.00
10	0
	374,677,500
	0.00
	232,071,177.90
	0.00%

3

2014

2014

10

0.45

2015 12 31

2015

2016 3 24

149,560,000

2015

10

3.50

10

15

52,346,000.00

224,340,000

373,900,000

2016

2016

2016	0.00	232,071,177.90	0.00%	0.00	0.00%
2015	52,346,000.00	126,539,722.29	41.37%	0.00	0.00%
2014	49,500,000.00	103,157,786.44	47.98%	0.00	0.00%

1

	;		36	2015 06 11	2018-06-10


			25%			
--	--	--	-----	--	--	--

			3			
--	--	--	---	--	--	--

--	--	--	--	--	--	--

			3			
--	--	--	---	--	--	--

	;	IPO	20	2015 06 11		
			1			



1

1,000


1%

			2			
			3			
			A			
			20% B			

			1% 2 3 A			
			3 B			

			30%			
			2			
			1			

			2			
	;		2016 : , 2	2016 05 23		



	65
7	
	0

1 2015 8 4

2015

2 2015 8 21

2015

3 2015 8 24

4 2015 11 25
24

2015 8

6

0.6

289

2015 11 27

14,667

14,956

5 2016 8 22

2016 8 22

63

2

3

4

5

1

1

2

3

2

3

1

2

4

1

2

ROHS

ISO14001:2004

1

	112,890,000	75.48%	777,500		169,335,000	-77,837,293	92,275,207	205,165,207	54.76%
3	80,220,000	71.06%	777,500		120,330,000	-77,837,293	43,270,207	123,490,207	60.19%
	77,330,000	96.40%			115,995,000	-75,968,543	40,026,457	117,356,457	95.03%
	2,890,000	3.60%	777,500		4,335,000	-1,868,750	3,243,750	6,133,750	4.97%

1

	20,213		20,416		9	0	9	0
		5%			10			
		27.18%	101,627,625.5	60,976,572.5	101,627,625	0		56,200,000
		21.84%	81,675,000.0	49,005,000.0	81,675,000	0		
		5.61%	20,971,775.5	12,583,065.5	15,728,832	0		17,750,000
		2.35%	8,768,593	8,768,593	0	8,768,593		
		1.27%	4,731,850	4,731,850	0	4,731,850		
		1.14%	4,260,618	4,260,618	0	4,260,618		
30		1.02%	3,826,571	3,826,571	0	3,826,571		
		1.02%	3,808,779	3,808,779	0	3,808,779		
		0.89%	3,316,611	3,316,611	0	3,316,611		

		0.88%	3,282,267	3,282,267	0	3,282,267		
10 4								
10								
							8,768,593	8,768,593
							5,242,943	5,242,943
							4,731,850	4,731,850
							4,260,618	4,260,618
30							3,826,571	3,826,571
							3,808,779	3,808,779
							3,316,611	3,316,611
							3,282,267	3,282,267
							3,257,000	3,257,000
-005L-FH002							3,026,389	3,026,389
10 10	10							

5	
---	--

10

10

10


10

2

	/			
		2001 09 03	73204146-5	

3

10		



4 10%

	/			
		2006 07 08	10000	

5

				38	2012 02 20	2018 02 26	1,050,000	0	100,000	1,575,000	2,525,000
				40	2012 02 20	2018 02 26	600,000	0	80,000	900,000	1,420,000
				45	2012 02 20	2018 02 26	500,000	0	312,500	750,000	937,500
				40	2016 04 08	2018 02 26	16,000	0	0	24,000	40,000
	--	--	--	--	--	--	2,166,000	0	492,500	3,249,000	4,922,500

--	--	--	--	--	--	--	--	--	--	--

EMBA

MBA

MBA

MBA

()

MBA

,

			45		78	
			61		48	
			38		37.17	
			40		32.75	
			45		32.97	
			40		36	
			50		36.67	
			36		27.5	
			35		28.66	
			71		5	
			50		5	
			40		5	
	--	--	--	--	372.72	--

					/				/	
					22.85	1,050,000	787,500	0	20.97	2,525,000
					22.85	600,000	450,000	0	20.97	1,420,000
					22.85	500,000	375,000	0	20.97	937,500
	--	0	0	--	--	2,150,000	1,612,500	0	--	4,882,500
	2015		10	15						


1

	3,141
	642
	3,789
	46,769
	0
	2,329
	153
	371
	22
	348
	566
	3,789
	11

3.

4

1



2

1



	10	7	3	0	0	
	10	8	2	0	0	
	10	8	2	0	0	
						2

2

3

1

2

3

4

1

2

	2017 03 08	
	www.cninfo.com.cn	
		100.00%
		100.00%
	1 2 3 4 1 2	1 2 3 4 5 6 7
	1% 2000 1% 0.3% 600 2000 0.3% 600	0.5% 1000 0.5% 0.25% 500 1000

		0.25%	500
			0
			0
			0
			0

2016 12 31			
			2016 12
31			
	2017 03 08		
	[2017]3803-1		

	2017 03 08
	[2017]3803

31

2016

2016 12

1

2

2016 12 31

2016

[]

1

	440,889,777.26	233,287,051.79
	47,378,414.83	49,597,417.49
	708,626,440.75	487,192,611.37
	4,014,862.68	2,416,962.90

	33,258,324.14	16,103,815.67
	201,169,682.41	136,087,989.89
	49,839,971.87	370,972,625.65
	1,485,177,473.94	1,295,658,474.76
	748,867,604.05	602,568,687.93
	58,071,213.00	40,507,326.91
	16,436.24	111,367.20
	20,709,309.94	21,241,256.02
	16,244,255.97	2,420,109.79
	7,689,808.91	6,649,745.95
	24,964,533.14	13,799,161.91
	876,563,161.25	687,297,655.71
	2,361,740,635.19	1,982,956,130.47
	65,659,836.95	46,680,820.42

	914,044,988.08	734,902,406.51
	374,677,500.00	149,560,000.00
	574,364,569.82	788,985,143.57
	51,184,210.00	60,603,300.00
	-24,034.35	-24,763.35
	46,927,237.23	28,634,297.94
	502,934,584.41	341,502,345.80
	1,447,695,647.11	1,248,053,723.96
	1,447,695,647.11	1,248,053,723.96
	2,361,740,635.19	1,982,956,130.47

2

	411,447,227.51	218,402,010.08
	47,041,100.83	44,716,597.07
	692,067,969.29	483,057,276.10
	3,991,128.60	3,263,617.10
	32,676,436.02	15,451,113.20
	171,643,920.37	113,872,672.58

	49,839,971.87	366,788,122.22
	1,408,707,754.49	1,245,551,408.35
	155,873,426.06	56,573,426.06
	688,942,265.67	554,483,836.86
	58,071,213.00	38,333,871.57
		111,367.20
	20,709,309.94	21,241,256.02
	3,527,557.02	1,714,395.83
	7,279,987.46	6,375,381.93
	24,141,486.25	16,084,271.31
	958,545,245.40	694,917,806.78
	2,367,252,999.89	1,940,469,215.13
	65,659,836.95	42,000,000.00
		2,195,400.00
	255,395,937.16	167,808,128.47
	560,522,025.63	507,915,713.22
	1,239,383.68	486,350.94
	21,836,930.45	15,485,876.66
	24,681,408.97	7,604,064.61

	718,742.36	
	162,575,450.17	75,779,355.95
	1,092,629,715.37	819,274,889.85
	9,339,052.45	5,733,747.98
		675,754.34
	9,339,052.45	6,409,502.32
	1,101,968,767.82	825,684,392.17
	374,677,500.00	149,560,000.00
	579,741,998.73	794,362,572.48
	51,184,210.00	60,603,300.00
	46,389,494.34	28,096,555.05
	315,659,449.00	203,368,995.43
	1,265,284,232.07	1,114,784,822.96
	2,367,252,999.89	1,940,469,215.13

3

	1,817,694,996.82	1,284,631,483.77
	1,817,694,996.82	1,284,631,483.77
	1,556,044,388.02	1,146,728,932.55
	1,321,088,875.53	971,570,340.49
	11,852,378.47	5,795,773.80
	55,031,927.68	34,134,614.08
	195,381,627.98	143,581,391.54
	-40,630,128.04	-19,720,800.92
	13,319,706.40	11,367,613.56
	2,195,400.00	-2,195,400.00
	2,883,103.07	5,806,874.16
-		
	266,729,111.87	141,514,025.38
	7,150,978.87	7,687,610.09
	632,904.35	575,117.04
	3,176,172.67	3,329,394.10
	2,622,284.54	3,026,989.58

	270,703,918.07	145,872,241.37
	38,632,740.17	19,332,519.08
	232,071,177.90	126,539,722.29
	232,071,177.90	126,539,722.29
	729.00	-4,121.83
	729.00	-4,121.83
1.		
2.		
	729.00	-4,121.83
1.		
2.		
3.		
4.		
5.	729.00	-4,121.83
6.		
	232,071,906.90	126,535,600.46
	232,071,906.90	126,535,600.46
	0.62	

0.00

0.00

4

	1,755,852,339.65	1,248,370,039.63
	1,350,106,663.50	998,846,159.20
	9,906,787.31	3,167,083.97
	52,039,621.61	31,474,238.28
	166,672,405.40	124,167,495.59
	-39,362,088.99	-19,158,625.83
	12,372,527.87	11,032,977.60
	2,195,400.00	-2,195,400.00
	2,883,103.07	5,806,874.16
	209,194,926.02	102,452,184.98
	5,804,123.92	7,412,544.96
	612,767.49	539,969.13
	1,524,173.04	1,400,293.20
	1,173,987.91	1,187,648.79
	213,474,876.90	108,464,436.74
	30,545,484.04	14,493,584.32
	182,929,392.86	93,970,852.42
1.		
2.		

1.		
2.		
3.		
4.		
5.		
6.		
	182,929,392.86	93,970,852.42

5

	1,328,703,815.96	1,041,438,063.69

	68,560,136.14	98,161,594.36
	8,110,024.39	11,060,224.05
	1,405,373,976.49	1,150,659,882.10
	720,067,161.53	766,168,575.01
	276,605,028.88	223,644,322.06
	53,235,102.51	46,840,186.59
	142,326,155.01	95,196,136.58
	1,192,233,447.93	1,131,849,220.24
	213,140,528.56	18,810,661.86
	10,586,622.63	1,301,845.21
	852,685.20	162,120.00
	580,442,604.99	
	591,881,912.82	

	251,643,516.53	275,985,551.96
		95,988,230.43
	261,113,466.53	966,106,281.70
	232,664,500.00	340,905,832.75
	53,332,040.41	4,393,348.13
	49,485,401.90	
	335,481,942.31	345,299,180.88
	-74,368,475.78	620,807,100.82
	16,005,335.06	3,049,728.18
	158,117,323.57	147,136,227.68
	222,576,926.04	75,440,698.36
	380,694,249.61	222,576,926.04

6

	1,251,959,980.03	938,018,120.30
	68,247,433.36	98,161,594.36
	103,556,366.35	10,774,107.21
	1,423,763,779.74	1,046,953,821.87
	787,056,559.89	762,690,941.46
	226,246,136.90	180,906,757.88
	28,960,660.45	19,858,575.62
	129,516,108.20	85,734,522.86
	1,171,779,465.44	1,049,190,797.82

	10,586,622.63	1,301,845.21
	507,465.20	559,969.58
	580,362,604.99	73,528,266.10
	591,456,692.82	75,390,080.89
	268,632,978.57	151,788,275.26
	99,300,000.00	700,000.00
	278,198,490.61	401,999,999.99
	646,131,469.18	554,488,275.25
	-54,674,776.36	-479,098,194.36
	9,469,950.00	594,132,499.31
	251,643,516.53	271,378,688.50
		95,988,230.43
	261,113,466.53	961,499,418.24

7

	149,56 0,000. 00				788,985 ,143.57	60,603, 300.00	-24,763. 35		28,634, 297.94		341,502 ,345.80		1,248,0 53,723. 96
	149,56 0,000. 00				788,985 ,143.57	60,603, 300.00	-24,763. 35		28,634, 297.94		341,502 ,345.80		1,248,0 53,723. 96
	225,11 7,500. 00				-214,62 0,573.7 5	-9,419,0 90.00	729.00		18,292, 939.29		161,432 ,238.61		199,641 ,923.15
							729.00				232,071 ,177.90		232,071 ,906.90
	777,50 0.00				9,719,4 26.25	-9,419,0 90.00							19,916, 016.25
1													
2													
3	777,50 0.00				9,719,4 26.25	-9,419,0 90.00							19,916, 016.25
4													
									18,292, 939.29		-70,638, 939.29		-52,346, 000.00

1									18,292, 939.29		-18,292, 939.29		
2													
3											-52,346, 000.00		-52,346, 000.00
4													
	224,34 0,000. 00				-224,34 0,000.0 0								
1	224,34 0,000. 00				-224,34 0,000.0 0								
2													
3													
4													

3													
4													
1													
2													
	149,560,000.00				788,985,143.57	60,603,300.00	-24,763,350.00		28,634,297.94		341,502,345.80		1,248,053,723.96

8

	149,560,000.00				794,362,572.48	60,603,300.00			28,096,555.05	203,368,995.43	1,114,784,822.96	
	149,560,000.00				794,362,572.48	60,603,300.00			28,096,555.05	203,368,995.43	1,114,784,822.96	
	225,117,500.00				-214,620,573.75	-9,419,090.00			18,292,939.29	112,290,453.57	150,499,409.11	
										182,929,392.86	182,929,392.86	
	777,500.00				9,719,426.25	-9,419,090.00					19,916,016.25	
1												

3	777,500. 00				9,719,426 .25	-9,419,09 0.00					19,916,01 6.25
4											
									18,292,93 9.29	-70,638, 939.29	-52,346,0 00.00
1									18,292,93 9.29	-18,292, 939.29	
2										-52,346, 000.00	-52,346,0 00.00
3											
	224,340, 000.00				-224,340, 000.00						
1	224,340, 000.00				-224,340, 000.00						
2											
3											
4											
1											
2											
	374,677, 500.00				579,741,9 98.73	51,184,21 0.00			46,389,49 4.34	315,659 ,449.00	1,265,284 ,232.07

	110,000, 000.00				237,561,6 01.17				18,699,46 9.81	118,795 ,228.25	485,056,2 99.23	

	110,000, 000.00				237,561,6 01.17				18,699,46 9.81	118,795, ,228.25	485,056,2 99.23
	39,560,0 00.00				556,800,9 71.31	60,603,30 0.00			9,397,085 .24	84,573, 767.18	629,728,5 23.73
										93,970, 852.42	93,970,85 2.42
	39,560,0 00.00				556,800,9 71.31	60,603,30 0.00					535,757,6 71.31
1	36,670,0 00.00				496,859,1 99.31						533,529,1 99.31
2											
3	2,890,00 0.00				59,941,77 2.00	60,603,30 0.00					2,228,472 .00
4											
									9,397,085 .24	-9,397,0 85.24	
1									9,397,085 .24	-9,397,0 85.24	
2											
3											
1											
2											
3											

	149,560,000.00				794,362,572.48	60,603,300.00			28,096,555.05	203,368,995.43	1,114,784,822.96
--	----------------	--	--	--	----------------	---------------	--	--	---------------	----------------	------------------

1

37,390.00

37,467.75

25%

2

2006 7 26

[2006]168

1200

2010 12 23

[2010]262

6,977,740.00

70% 30%

99,000,000.00

2010 12 24

[2010]264

41.965% 17.985%

2011 5 9

[2011]106

572

528

9,900

11,000

3.5% 1.5%

()

()

2011 8 9

[2011]228

5%

2011 10 20

[2011]301

1.75%

0.75% 1.8391% 1.3793%

2012	1	15							
2012	1	16				2011	12	31	
					110,000,000.00				
2012	1	16				[2012]	22		
2012	2	18				ZH[2012]	5		
			110,000,000.00			110,000,000.00			
2015	5	21				[2015]	949		
					3,667	,			()
						[2015]	265		
			146,670,000.00						
2015	8	19			[2015]	307			3,667
2015	8	21				2015			
						2015	8	24	
									46
	289.60		31.40			2015	11	10	
	46	40			289.60	289.00			
			20.97 /						60,603,300.00
			2,890,000.00						149,560,000.00
2016	1	6			[2016]	7			
2016	4	20				2015			2015
						10	15		224,340,000
			373,900,000			2015	12	31	
373,900,000.00									
2016	9	28			[2016]	363			10
15									
2016	8	22							
2016	8	22							63
			78.50						12.18 /
2016	10	12			63	62			78.50
77.75									12.18 /
			777,500.00						777,500.00
3									
			2017	3	8				

,

1

2

12

1

)

15 2014

15 -

2014

2

1 1 12 31

3

1 1 12 31

4

5

1.

2.

1

2

1

1

2

3

4

2

3

6

33

7

8

9

1.

2.

10

1.

2.

1

2

1

2

3

1
14

13

2

1

2

3.

1

2

1

2

1

2

4.

5.

11**1**

	100	100
	3	

2

1 1	5.00%	5.00%
1 2	20.00%	20.00%
2 3	40.00%	40.00%
3 4	60.00%	60.00%
4 5	80.00%	80.00%
5	100.00%	100.00%

3**12**

1.

2.

3.

4.

5.

13

1

2

3

4.

1

2

3

14

1.

1

5.

15

1.

2.

16

1

2

		20-30	5%	3.17%-4.75%
		10	5%	9.50%
		5	5%	19.00%
		5-30	5%	3.17%-19.00%

3

1

2

3
75% 75%] 4 [90%
90%] 5 [90%

17

.

2.

18

1.

2

1

1

2

3

2

3

3

3

19

20

21

1

1.

2.

50

5

28

3.

2

1

2

3

4

5

22

23

24

1

2

3

4

25

1.

2.

26

1.

2.

1

2

3.

4.

1

2

3

27

28

1.

2

4

1

5

3

1

2

3

2.

3.

4.

1

2

3

29

1

1.

2.

3.

1

2

1

2

2

1

2

1

2

30

/

1.

2.

3.

4.

1

2

31

1

2

32

33

1

"	"	"	[2016]22	
2016	5	1		
"	"	"		
"	2016	5		

	16.5%
	25%

2

2013 12 3

3 μ

61,195,527.65

2

19,852,086.87

3

60,195,527.65

2

--	--	--

3

4

1

	30,040,830.99	40,154,910.49
	17,337,583.84	9,442,507.00
	47,378,414.83	49,597,417.49

2

--	--

3

	135,026,874.36	
	49,517,009.50	

	184,543,883.86
--	----------------

4

--	--

5

1



2

0.00

--	--	--

3

--	--

--	--	--	--	--	--

4

	37,947,942.26	1	5.09%	1,897,397.11
	37,936,421.61	1	5.08%	1,896,821.08
	36,303,756.69	1	4.87%	1,815,187.83
	35,526,925.22	1	4.76%	1,776,346.26
	35,359,837.94	1	4.74%	1,767,991.90
	<u>183,074,883.72</u>	-	<u>24.54%</u>	<u>9,153,744.18</u>

5

6

6

1

1	4,014,862.68	100.00%	2,410,496.40	99.73%
1 2			6,466.50	0.27%
	4,014,862.68	--	2,416,962.90	--

1

2

	792,000.00	19.73%
	543,758.38	13.54%
	210,000.00	5.23%
	175,506.10	4.37%
	156,981.53	3.91%
	1,878,246.01	46.78%

7

1

--	--	--

2

--	--	--	--	--

8

1

()		
-----	--	--

2

1

()				
-----	--	--	--	--

9

1

	36,263,4 81.63	100.00%	3,005,15 7.49	8.29%	33,258,32 4.14	17,248, 191.13	100.00%	1,144,375 .46	6.63%	16,103,815. 67
	36,263,4 81.63	100.00%	3,005,15 7.49	8.29%	33,258,32 4.14	17,248, 191.13	100.00%	1,144,375 .46	6.63%	16,103,815. 67

1			
1	30,697,656.08	1,534,882.80	5.00%
1 2	3,963,226.60	792,645.32	20.00%
2 3	1,419,650.00	567,860.00	40.00%
3 4			

2

1,860,782.03

0.00

--	--	--

3

--	--

--	--	--	--	--	--

4

	23,801,117.85	9,524,763.13
	5,084,848.23	2,153,427.27
	4,493,661.63	3,615,628.60
	1,668,245.72	899,172.54
	1,055,736.43	939,549.59
	159,871.77	115,650.00
	36,263,481.63	17,248,191.13

5

		23,801,117.85	1	65.63%	1,190,055.89
		4,586,000.00	3	12.65%	722,800.00
		4,493,661.63	2	12.39%	767,027.37
		959,940.56	1	2.65%	47,997.03

		347,598.00	1 2	0.96%	69,519.60
	--	34,188,318.04	--	94.28%	2,797,399.89

6

--	--	--	--	--

7

8

10

1

	83,633,843.57		83,633,843.57	39,366,692.26		39,366,692.26
	37,239,848.39		37,239,848.39	26,532,378.11		26,532,378.11
	80,295,990.45		80,295,990.45	70,188,919.52		70,188,919.52
	201,169,682.41		201,169,682.41	136,087,989.89		136,087,989.89

4

1

5

2

--	--	--	--	--

--	--	--	--	--	--	--

3**4**

--	--

11

--	--	--	--	--

12

--	--	--

13

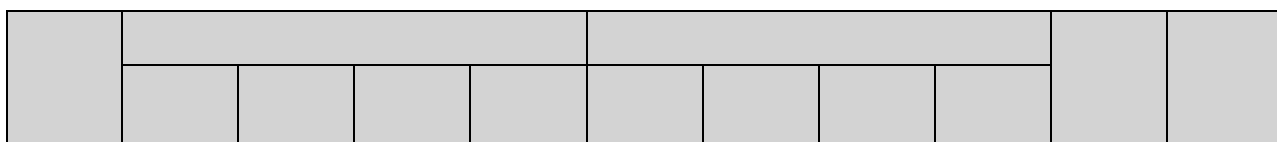
	19,839,971.87	34,467,596.71
	30,000,000.00	336,505,028.94
	49,839,971.87	370,972,625.65

14**1**

2



3



4




5



15


1



2



3



19

1

1.	197,132,955.14	593,724,345.38	11,255,895.95	23,103,668.77	825,216,865.24
2.	64,285,209.67	160,032,607.64	2,521,133.39	9,302,649.85	236,141,600.55
1		160,032,607.64	2,521,133.39	9,302,649.85	171,856,390.88
2	64,285,209.67				64,285,209.67
3					
3.	592,160.00	20,817,334.60	117,030.92	129,745.20	21,656,270.72
1	592,160.00	20,817,334.60	117,030.92	129,745.20	21,656,270.72
4.	260,826,004.81	732,939,618.42	13,659,998.42	32,276,573.42	1,039,702,195.07
1.	37,713,092.57	170,238,772.68	3,652,940.09	11,043,371.97	222,648,177.31
			2,147,201.24	2,558,639.98	74,567,710.01
			2,147,201.24	2,558,639.98	74,567,710.01
			111,179.37	107,667.68	6,381,296.30

1					
4.					
1.	215,159,230.73	506,955,107.71	7,971,036.46	18,782,229.15	748,867,604.05
2.	159,419,862.57	423,485,572.70	7,602,955.86	12,060,296.80	602,568,687.93

2

--	--	--	--	--	--

3

--	--	--	--	--

4

--	--

5

--	--	--

8,469,093.87

	1,438,665.86		1,438,665.86			
				37,665,871.57		37,665,871.57
				2,173,455.34		2,173,455.34
				668,000.00		668,000.00
	58,071,213.00		58,071,213.00	40,507,326.91		40,507,326.91

	70,197,5 47.14		56,632,5 47.14			56,632,5 47.14	80.68%	80.68%				
	15,368,0 00.00		1,438,66 5.86			1,438,66 5.86	9.36%	9.36%				

4,448,82 42,114,6

4.21 95.78

0.00

22



3.						
1						
4.	19,476,421.00			5,568,482.28	1,100,000.00	26,144,903.28
1.	2,621,617.90			1,392,586.45	22,916.67	4,037,121.02
2.						
1	389,528.42			969,658.19	39,285.71	1,398,472.32
3.						
1						
4.	3,011,146.32			2,362,244.64	62,202.38	5,435,593.34
1.						
2.						
1						
3.						
1						
4.						
1.	16,465,274.68			3,206,237.64	1,037,797.62	20,709,309.94
2.	16,854,803.10			3,309,369.59	1,077,083.33	21,241,256.02

--	--	--

26

--	--	--	--	--

27

1

--	--	--	--	--

2

--	--	--	--	--

28

	2,420,109.79	16,228,292.13	2,404,145.95		16,244,255.97
	2,420,109.79	16,228,292.13	2,404,145.95		16,244,255.97

29 /

1

--	--	--

	40,484,056.26	6,079,404.60	27,164,349.86	4,080,567.99
			6,550,233.08	982,534.96
	1,026,976.25	154,046.44	2,228,472.00	334,270.80
	9,709,052.45	1,456,357.87	6,153,747.98	923,062.20
			2,195,400.00	329,310.00
	51,220,084.96	7,689,808.91	44,292,202.92	6,649,745.95

2

			4,505,028.95	675,754.34
			4,505,028.95	675,754.34

3

		7,689,808.91		6,649,745.95
				675,754.34

4

		-1,829,172.17	-421,745.51
		-1,829,172.17	-421,745.51

5

--	--	--	--

30

	24,964,533.14	13,799,161.91
	24,964,533.14	13,799,161.91

31**1**

	51,667,997.16	4,680,820.42
	13,991,839.79	42,000,000.00
	65,659,836.95	46,680,820.42

2

--	--	--	--	--

32

		2,195,400.00
		2,195,400.00

33

34

	43,003,133.15	13,632,399.44
	221,235,780.91	154,581,242.90
	264,238,914.06	168,213,642.34

0.00

35

1

1	1	439,078,726.04	399,801,382.76
1-2	2	8,470,686.86	4,808,150.75
2-3	3	868,387.55	302,864.95
3-4	4	269,217.99	299,754.00
4-5	5	85,280.78	838,725.00
		448,772,299.22	406,050,877.46

2

1

--	--	--

36

1

1	1	1,285,272.19	506,876.30
1-2	2		28,984.93
		1,285,272.19	535,861.23

2 1

--	--	--

3

--	--

37

1

	19,761,491.86	272,892,578.79	266,176,209.62	26,477,861.03
-		12,956,993.97	12,956,993.97	
	19,761,491.86	285,849,572.76	279,133,203.59	26,477,861.03

2

1	19,283,097.68	247,180,283.26	240,463,914.09	25,999,466.85
2		12,843,420.01	12,843,420.01	
3		6,752,284.56		

3

1		12,323,061.36	12,323,061.36	
2		633,932.61	633,932.61	
		12,956,993.97	12,956,993.97	

38

	1,720,652.07	
	25,700,779.44	9,492,067.80
	559,631.90	391,496.87
	868,154.27	471,078.98
	248,444.07	134,594.01
	727,525.70	249,926.38
	1,098,561.00	
	372,666.14	201,891.00
	31,296,414.59	10,941,055.04

39

--	--	--

--	--	--

40

	718,742.36	

	718,742.36	
--	------------	--

1

41**1**

	51,184,210.00	60,603,300.00
	8,245,127.31	10,809,688.61
	3,072,258.26	1,547,770.64
	1,579,279.93	
	664,024.86	212,240.00
	428,613.29	236,019.23
	224,203.00	191,833.00
	488,878.58	92,904.36
	65,886,595.23	73,693,755.84

2**1**

--	--	--

42

--	--	--

43

--	--	--

44

--	--	--

--	--	--	--	--	--	--	--	--	--	--	--

45

1

--	--	--

46

1

--	--	--

2

3

4

47

1

--	--	--

48

1

--	--	--

2

--	--	--

--	--	--

--	--	--

49

--	--	--	--	--	--

50

--	--	--	--

51

	6,153,747.98	4,512,605.00	957,300.53	9,709,052.45	
	6,153,747.98	4,512,605.00	957,300.53	9,709,052.45	--

						/
	2,967,498.22		121,535.76		2,845,962.46	
2015		2,590,000.00	211,909.05		2,378,090.95	
PCB	200,000.00	1,000,000.00			1,200,000.00	
	1,000,000.00				1,000,000.00	
	478,494.64		64,516.08		413,978.56	
	350,000.00				350,000.00	
LED	287,755.12		36,734.64		251,020.48	
SSD HD		200,000.00			200,000.00	
	150,000.00				150,000.00	



	6,153,747.98	4,512,605.00	957,300.53		9,709,052.45	--

52

--	--	--

53

		+					
	149,560,000.00	777,500.00		224,340,000.00		225,117,500.00	374,677,500.00

54

1

2

55

	786,756,671.57	10,920,922.00	224,340,000.00	573,337,593.57
	2,228,472.00	1,026,976.25	2,228,472.00	1,026,976.25
	788,985,143.57	11,947,898.25	226,568,472.00	574,364,569.82

1	2016 10	9,469,950.00	777,500.00
	8,692,450.00		
2,228,472.00			
2	2016 4	10	15
224,340,000	224,340,000.00		
3			1,026,976.25

56

	60,603,300.00	9,469,950.00	18,889,040.00	51,184,210.00
	60,603,300.00	9,469,950.00	18,889,040.00	51,184,210.00

1

2

								5
--	--	--	--	--	--	--	--	---

58

--	--	--	--	--

—|

	1,766,138,440.62	1,320,285,540.34	1,260,411,737.38	970,889,305.13
	51,556,556.20	803,335.19	24,219,746.39	681,035.36
	1,817,694,996.82	1,321,088,875.53	1,284,631,483.77	971,570,340.49

62

	5,491,384.31	3,380,868.01
	2,353,450.42	1,448,943.48
	760,488.96	
	421,856.66	
	13,961.52	
	1,242,269.70	
	1,568,966.90	965,962.31
	11,852,378.47	5,795,773.80

63

--	--	--

	98,958,670.03	73,463,654.59
	41,938,013.61	30,077,553.88
	8,199,012.10	6,018,244.48
	6,788,976.64	5,008,849.73
	5,187,182.86	4,319,788.08
	5,053,183.10	2,596,094.97
	4,987,686.63	4,053,716.50
	3,160,173.55	1,567,865.38
	2,998,077.75	1,532,716.53
	2,740,853.69	2,112,092.52

		5,689,559.03
	13,319,706.40	11,367,613.56

67

	2,195,400.00	-2,195,400.00
	2,195,400.00	-2,195,400.00

68

	-3,198,490.61	1,225,900.00
	6,081,593.68	75,945.21
		4,505,028.95
	2,883,103.07	5,806,874.16

259,999,999.99

9,762,345.92

2015

4,505,028.95

69

	632,904.35	575,117.04	632,904.35
	632,904.35	575,117.04	632,904.35
	5,602,437.84	6,683,640.12	

								/
						3,000,000.00	1,500,000.00	
2015						789,800.00		
2015						330,000.00		
						221,375.00		
2015						211,909.05		
						200,000.00		
						150,000.00		
						121,535.76	60,767.88	
						117,737.31		
						101,230.00		

2016						100,000.00		
						64,516.08	21,505.36	
						57,600.00	244,400.00	
2016						50,000.00		
2016						50,000.00		
LED						36,734.64	12,244.88	
							2,231,900.00	
2014							1,427,626.00	
LED							500,000.00	
2014							218,976.00	
2014							160,000.00	

12	LED						150,000.00	
2014							66,220.00	
2015							60,000.00	
2014							30,000.00	
	--	--	--	--	--	5,602,437.84	6,683,640.12	--

70

	2,622,284.54	3,026,989.58	2,622,284.54
	2,622,284.54	3,026,989.58	2,622,284.54
	200,000.00		200,000.00
3.	353,888.13	302,404.52	353,888.13
	3,176,172.67	3,329,394.10	3,176,172.67

71**1**

	40,348,557.47	21,540,717.79
	-1,715,817.30	-2,208,198.71
	38,632,740.17	19,332,519.08

2

	270,703,918.07
/	40,605,587.71
	-129,399.48
	-5,098,329.73
	2,913,849.86
	341,031.81

2

	99,042,892.44	70,452,814.57
	38,627,950.64	23,153,679.22
	3,649,369.22	889,759.89
	452,054.58	467,124.96
	553,888.13	232,757.94
	142,326,155.01	95,196,136.58

3

	576,999,999.99	70,000,000.00
	3,442,605.00	3,688,266.10
	580,442,604.99	73,688,266.10

4

	275,000,000.00	401,999,999.99
	3,198,490.61	
	278,198,490.61	401,999,999.99

5

		95,988,230.43
		95,988,230.43

6

	49,485,401.90	
	49,485,401.90	

74**1**

1	--	--

3	--	--
	380,694,249.61	222,576,926.04

76

	60,195,527.65	
	60,195,527.65	--

77

1

	--	--	357,348,033.12
	51,511,121.63	6.8623	353,483,776.08
	4,320,019.06	0.8945	3,864,257.04
	--	--	337,377,998.84
	47,060,158.68	6.9370	326,456,320.79
	12,209,813.36	0.8945	10,921,678.05
			176,592.18
	25,300.00	6.9370	175,506.10
	1,214.18	0.8945	1,086.08
			3,556,830.76
	512,733.28	6.9370	3,556,830.76
			51,667,997.16
	11,636,363.00	4.4402	51,667,997.16
			17,312,657.30
	2,209,181.68	6.9370	15,325,093.31
	28,927.83	0.8945	25,875.94
	32,919,200.00	0.059591	1,961,688.05
			1,124,421.94
	162,090.52	6.9370	1,124,421.94
			138,740.00
	20,000.00	6.9370	138,740.00

2016 3 31	8,089,270.00	11,636,363.00
2017 3 31	2.245% 2016 4 1	11,636,363.00 7,999,999.56
	2017 3 31	8,089,264.42
5.58	11,901,227.63	11,901,227.63
0.6797		113,730.46
		24,465.60
	2016 3 31	
2016 4 1		


2

78

79

1

1



--	--	--	--	--

2

L> €•fÖ

3

4

5

6

2

1

3

4

5

6

1

1

				100.00%		
				100.00%		
				100.00%		

2

--	--	--	--	--

3

--	--	--	--	--	--	--

20%

20%

2

	/	/

3

	/	/

4

	/	/
	--	--
	--	--
	--	--
	--	--

5**6**

--	--	--	--

7

8

4

				/	

5

6

1

1

	440,889,777.26	233,287,051.79
	47,378,414.83	49,597,417.49
	708,626,440.75	487,192,611.37
	33,258,324.14	16,103,815.67
	30,000,000.00	336,505,028.94

2

	65,659,836.95	46,680,820.42
	-	2,195,400.00
	264,238,914.06	168,213,642.34
	448,772,299.22	406,050,877.46
	65,886,595.23	73,693,755.84

2

3

4

1

	--	--	--	--
	--	--	--	--

2

3

4

5

6

7

8

9

1

			50	27.12%	27.12%

2

3

--	--

4

--	--

--	--

5

1

/

--	--	--	--	--	--

/

--	--	--	--

2

/

/

/

/	/	/	/	/	/	/
---	---	---	---	---	---	---

/

/

/	/	/	/	/	/	/
---	---	---	---	---	---	---

/

3

--	--	--	--

--	--	--	--

4

--	--	--	--	--

	450,000,000.00	2015 07 20	2017 07 20	
	94,887,200.00	2013 07 26	2017 02 23	

1 2015 7 20

45,000

2 2013 7 26

8,190

200

5

6

--	--	--	--

7

s

8

6

1

2

--	--	--	--

7

8

1

	777,500.00
	777,500.00
	0.00
	0
	0

2

	3,255,448.25

	3,255,448.25
--	--------------

3

4

5

1

2

1

752LC1600003	675,000.00	4,682,475.00
752LC1600004	252,000.00	1,748,124.00
0101LC16000519F	18,500.00	1,317,763.43
752LC1500006	26,000.00	180,773.90
752LC1600002	11,000.00	-
—		<u>7,929,136.33</u>

2

3

1

--	--	--	--

2

3

4

1 2017 3 8
374,677,500.00

2 2017 3 8
2

140,000 8.39 /

2016

1

1

--	--	--	--

2

--	--	--

2

3

1

2

4


5



6

1

2



3

4

7

8

1

101,627,625

1

1

	727,306, 041.56	100.00%	35,238,0 72.27	4.85%	692,067,9 69.29	507,772 ,438.04	100.00%	24,715,16 1.94	4.87%	483,057,27 6.10
	727,306, 041.56	100.00%	35,238,0 72.27	4.85%	692,067,9 69.29	507,772 ,438.04	100.00%	24,715,16 1.94	4.87%	483,057,27 6.10

1			
1	700,384,475.33	35,019,223.77	5.00%
1 2	934,242.51	186,848.50	20.00%
2 3	80,000.00	32,000.00	40.00%
	701,398,717.84	35,238,072.27	5.02%

2

10,522,910.33

0.00

--	--	--

3

--	--

--	--	--	--	--	--

4

	37,947,942.26	1	5.22%	1,897,397.11
	37,936,421.61	1	5.22%	1,896,821.08
	36,303,756.69	1	4.99%	1,815,187.83
	35,526,925.22	1	4.88%	1,776,346.26
	35,359,837.94	1	4.86%	1,767,991.90
	<u>183,074,883.72</u>		<u>25.17%</u>	<u>9,153,744.18</u>

5

6

2

1

	35,605,584.75	100.00%	2,929,148.73	8.23%	32,676,436.02	16,530,644.39	100.00%	1,079,531.19	6.53%	15,451,113.20
	35,605,584.75	100.00%	2,929,148.73	8.23%	32,676,436.02	16,530,644.39	100.00%	1,079,531.19	6.53%	15,451,113.20

1			
1	30,118,148.15	1,505,907.41	5.00%
1 2	3,963,226.60	792,645.32	20.00%
2 3	1,419,650.00	567,860.00	40.00%
3 4	104,560.00	62,736.00	60.00%
	35,605,584.75	2,929,148.73	8.23%

2

1,849,617.54

0.00

3

--	--	--	--	--	--

4

	23,801,117.85	9,524,763.13
	4,971,683.28	1,797,394.32
	4,493,661.63	3,615,628.60
	1,200,775.56	537,042.75
	1,018,776.43	909,549.59
		30,616.00
	119,570.00	115,650.00
	35,605,584.75	16,530,644.39

5

--	--	--	--	--

7

8

3

	155,873,426.06		155,873,426.06	56,573,426.06		56,573,426.06
	155,873,426.06		155,873,426.06	56,573,426.06		56,573,426.06

1

	55,557,696.06			55,557,696.06		
	315,730.00			315,730.00		
	700,000.00	99,300,000.00		100,000,000.00		
	56,573,426.06	99,300,000.00		155,873,426.06		

2

3

4

	1,705,532,380.90	1,342,624,033.35	1,228,887,811.01	997,383,530.36
	50,319,958.75	7,482,630.15	19,482,228.62	1,462,628.84
	1,755,852,339.65	1,350,106,663.50	1,248,370,039.63	998,846,159.20

5

	-3,198,490.61	1,225,900.00
	6,081,593.68	75,945.21
		4,505,028.95
	2,883,103.07	5,806,874.16

6

1

	-1,989,380.19	
	5,602,437.84	
	6,081,593.68	
	-1,003,090.61	

	361,748.55	
	1,408,079.60	
	7,645,229.67	--

1

1

2

		/	/
	17.40%	0.62	0.62
	16.82%	0.60	0.60

3

1

2

3

4

2016