

何书河


CONTENTS

			26
			40
			44
			46
			46
			46
			46

ESG

08
08
08


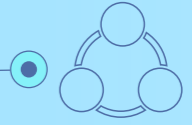
60





企





03

" CPU GPU "
AI AI

AI Phone AIPC

PCIe 6 Oak stream

800G/1.6T

HDI

MES

ERP

5



PCB

4S Sales CS QS TS

	4S	"	x	x
x		"		
	NPI			

ERP SRM





2024

ESG

任

ESG

(ESG)

2 —

17 —

()

3 —

22

22

ESG

01

任 份

()

) ()

-	-	-
-	-	-
-	-	-
-	-	-
-	-	-
-	-	-
-	-	-

(ESG)

ESG


ESG

2

ESG

ESG

1



2024

ESG

22

(ESG

ESG

22

)

22

1

21

ESG

5

5

15

15

15



22

X

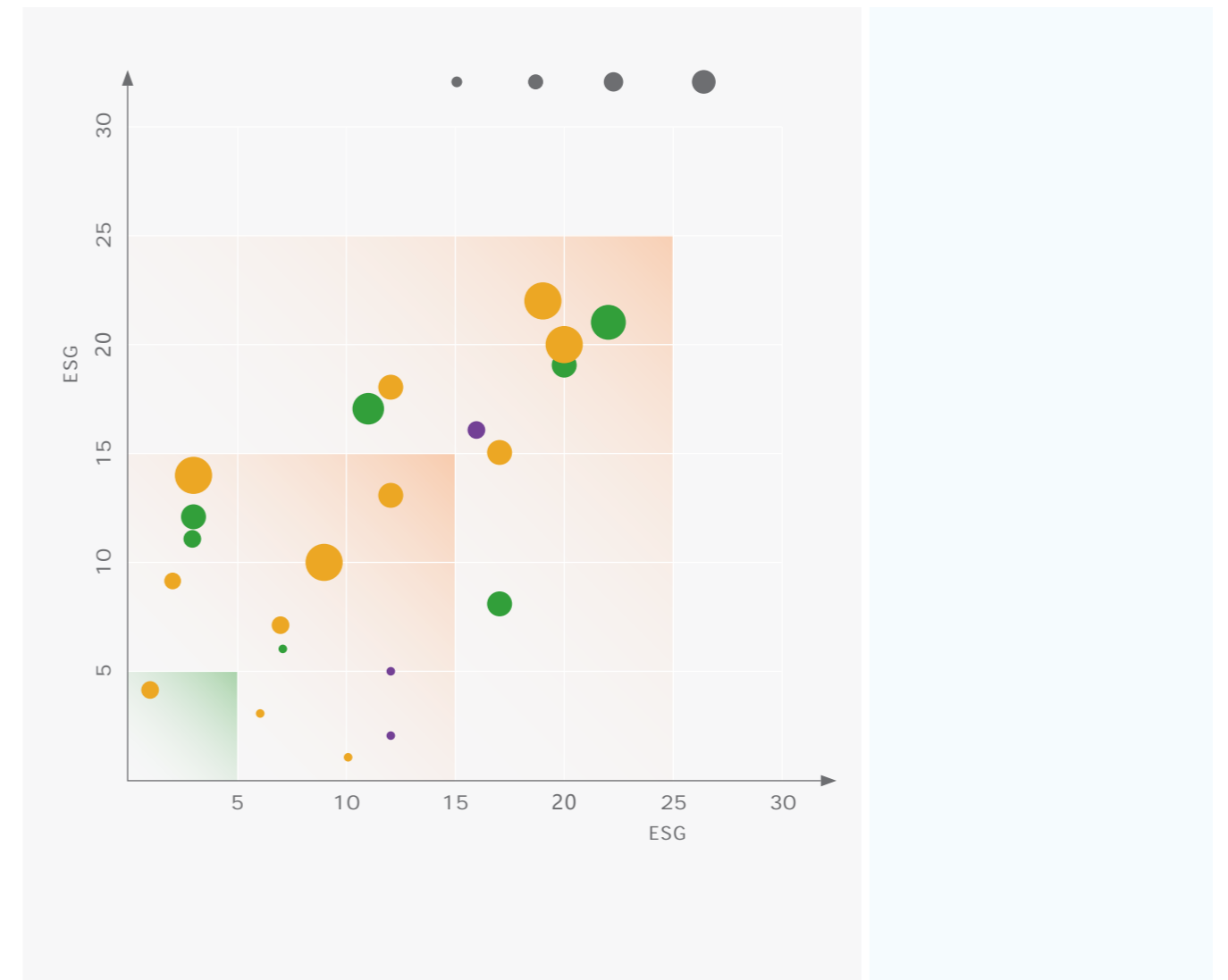
Y

X

ESG

ESG

Y




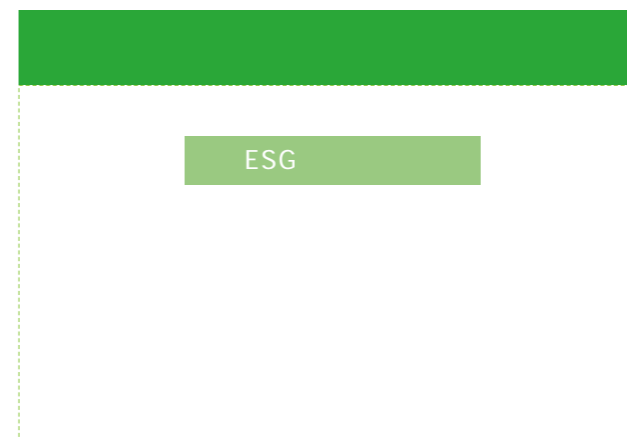
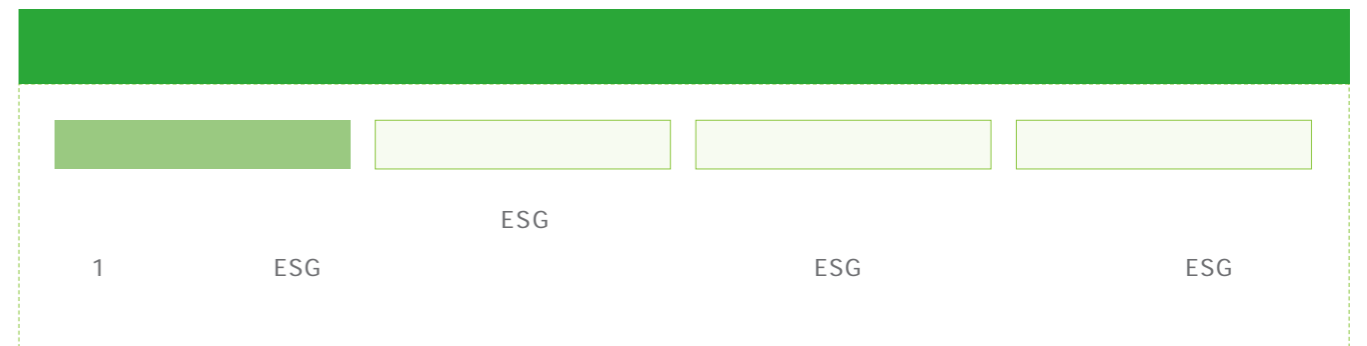





不供位

01

" 2029 2050
 " ISO 14001
 ISO 50001 ISO 14064



02

不供不供 供

份



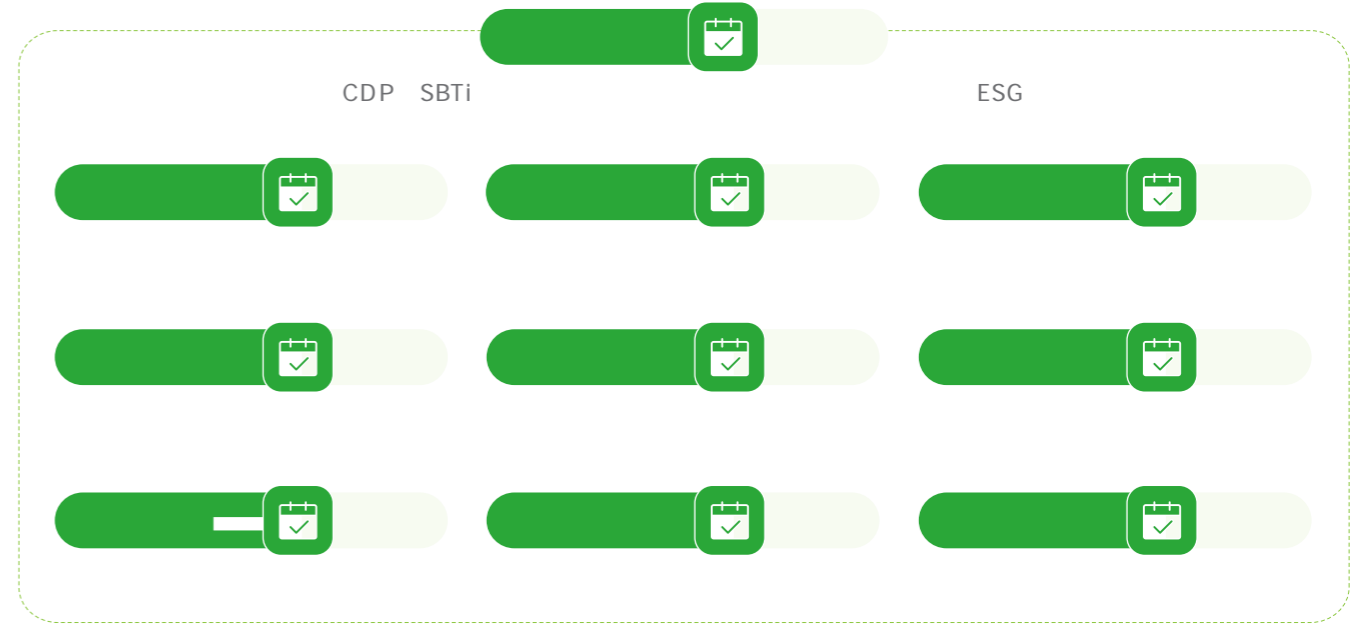
不供

份 正 不 份 正 不



03

不供 代书



2018 2

CDP	Climate Change 2023(C)	Water Security 2023(B-)
SBTi	2023 7	SBTi 2024 2 * * 2024 7

UL2799

"	"
---	---

2023

2023 10	90%	" RCO 80%	"	VOCs
	60mg/m ³	2.55kg/h		

04

位

-
- SBTi 5%/
- 2024 7 SBTi 2022 2030 42% 25%
-

CCER


			kwh
	1854	4857.48	600
	309	809.58	100
	2163	5667.06	700

1			
1763897	1000	1428.03	
	4000	4857.48	
35%	700	809.58	
	5700	7095.09	/

- 2023 2024
- 2024

a

		480622.97	526879.82	599421.05
		36364.31	46088.24	53958.74
		444258.65	480791.58	545462.3
		19144.82	21299.82	20996.8
		17219.49	24788.42	32961.94
		444258.65	480791.58	545462.3
	/	804.2	876.69	879.14



b

		CO ₂		
	CO ₂	23437.74	/	/
	CH ₄	8198.19	/	
	N ₂ O	79.83	/	
	HFCs	13145.37	/	
	PFCs	9097.61		
	CO ₂	545462.30		

2024

ESG

c 2022

- 2022 SBTi 2024 7 SBTi
- 2022 " 2029 2050 "
- IPCC2006 GWP IPCC 2021

[2022]17

92%

12000



80% 2024

	(mg/L)			t
	2022	2023	2024	
COD	51.92	45.67	46.2	154.80
	2.23	2.722	2.27	7.61
	11.73	12.51	11.242	37.67
	0.02	0.03	0.03	0.003
	0.11	0.07	0.138	0.46
	0.27	0.2	0.08	0.27
pH	7.14	7.29	7.12	/
	10.75	5.0	3.64	12.20
	0.09	0.08	0.32	1.07
	0.05	0.20	0.199	0.39
	0.20	0.12	0.17	0.57
	15.17	16.35	16.67	56.16
	0.02	0.02	0.0082	0.027
	0.007	0.006	0.0024	0.008
	0.92	0.64	0.419	1.40

()

2024

01



1 / 20240115 20240218 20240306 20240409 20240510 20240619
20240718 20240820 20240911 20241012 20241108 20241209

1 / 20240115 20240510 20240718 20241012

1 / 20240115 20240409 20240826 20241128

02

100%

2023 11 91441300791200462B001X 2028 11 8

例 1

2015

R134A

ODS

2024

R134


60dB

50dB

	2024						
	2022	2023	2024				
	40.33	34.17	21.92	0.175			
	3.12	0.14	0.14	1.77			
	1.47	0.75	0.49	3.27			

RCO

	57.4					
1m 1#	47.675					
	56.775					
1m 2#	48.025	60				
	57.3	50				
1m 3#	48.1					
	57.35					
1m 4#	48.325					



01

UL2799

UL2799

2024 92767.8274 100%

9590
2156112
2987.1
1202.7
25788
140900
31700
9540
816980
121330
49588130
25530670
2575900
44130

kg

52643.1
1 2444360
9910
936430
571030
2100
1489
660501
8190
183150
177
2438230
1652462.5
2752195

kg

79839.9307	84343.618	92767.8274
/	/	/

02

03



2023 5 " III "

[L2001]

2028 5 3

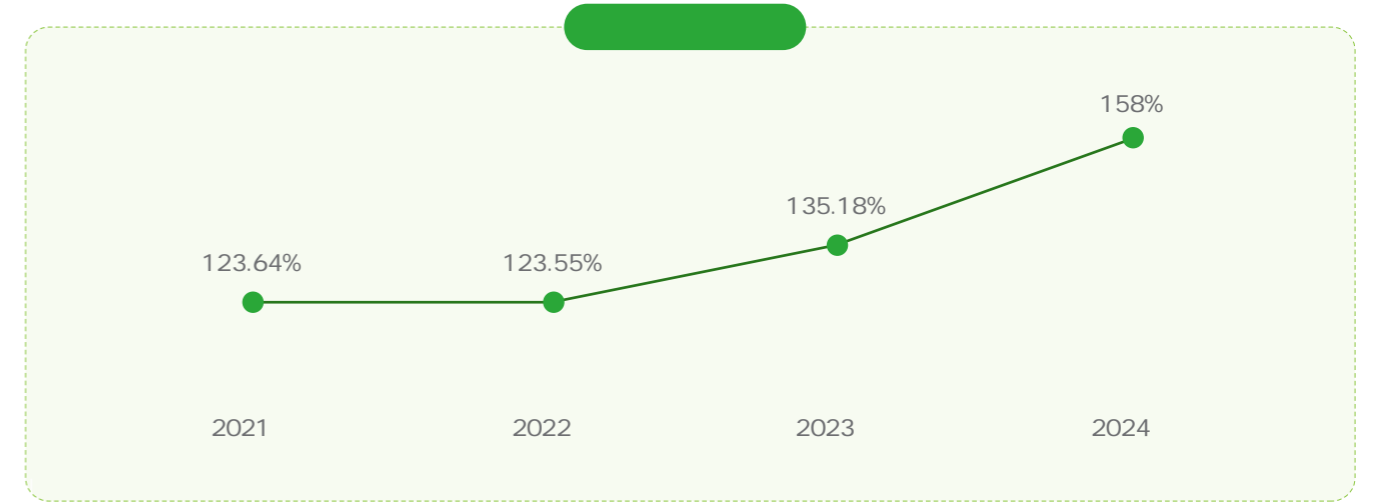
01

[2022]17

供

2016 158% 4
 2024 68182.788
 481.9455 67700.8425 2024
 2024 1741.22 959.25
 2024 1100

	2021	2022	2023	2024	2025	
	1100	1100	1100	1100	950	5350
	1360	1359	1487	1741.22	/	/
	123.64%	123.55%	135.18%	158%	/	/
					/	/
	81819.5	106365.4	116574	116573.99	116573.99	/
	75849.87	78683	85538.75	95307.66	/	/
			84945.24			
					/	/
kgce/	11.03	10.84	10.65	10.46	10.27	/
kgce/	11.03	10.83	10.65	10.458	/	/
					/	/
HDI kgce/	41.66	40.94	40.22	39.50	38.78	/
HDI kgce/	41.57	40.94	40.22	39.49	/	/
					/	/



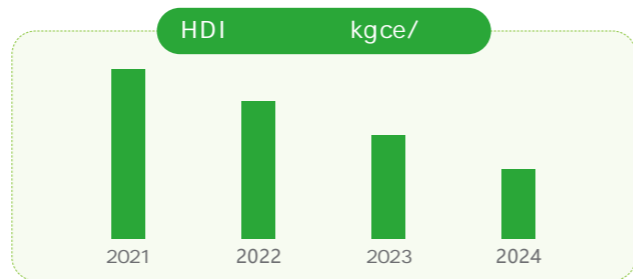
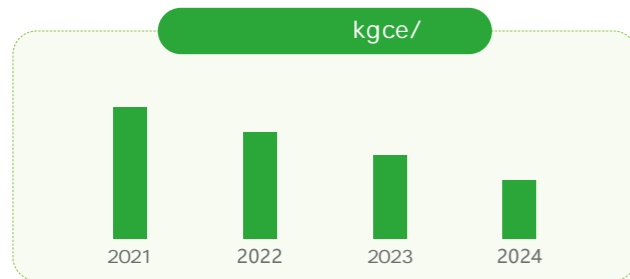
01 代

				kg/
	68094.39125	89.78%		11.90
2021	7755.4716	10.22%	5720000	1.36
	75849.86285	100.00%		13.26
	68187.28509	86.66%		11.39
2022	10495.7112	13.34%	5984250	1.75
	78682.99629	100.00%		13.15
	73268.10333	86.25%		11.04
2023	11677.1412	13.75%	6637600	1.76
	84945.24453	100.00%		12.80
	83123.31119	87.84%		12.71
2024	11511.01753	12.16%	6538000	1.76
	94634.32871	100.00%		14.47

	2024				2023		
	2021	2022	2023	2024	2022	2023	2024
kWh	43406.002	42329.984	46231.052	49584.8	-2.48%	9.22%	7.25%
t	0	0	0	0	0.00%	0.00%	0.00%
m ³	427.2086	652.7701	728.1246	666.2	52.80%	11.54%	-8.50%
(tce)	58472.49	59856.79	65555.458	68886.12	2.37%	9.52%	5.08%
	5302000	5524400	6155500	6587075	4.19%	11.42%	7.01%
kgce/	11.03	10.83	10.65	10.458	-1.81%	-1.66%	-1.80%
(tce	1024.13	1068	1139	1265.57	4.28%	6.65%	58.20%

HDI

	2024				2023		
	2021	2022	2023	2024	2022	2023	2024
kWh	12000.337	13151.94	13384.98	18532.86	9.60%	1.77%	38.46%
m ³	12000.337	13151.94	244.9705	297.05	1.27%	10.41%	21.26%
(tce)	17377.383	18826.204	19389.7866	25829.23	8.34%	2.99%	33.21%
	418000	459850	482100	654000	10.01%	4.84%	35.66%
kgce/	41.57	40.94	40.22	39.49	-1.52%	-1.76%	-1.82%
tce	335.85	291	347	475.65	-13.35%	19.24%	58.55%



02 9

	kwh			kg/
	2021	2022		
	1911446	234.9167134	0.31%	0.04
2021	0	0	0%	0
	1911446	234.9167134	0.31%	0.04
	1857834.5	228.3278564	0.29%	0.04
2022	0	0	0%	0
	1857834.47	228.3278564	0.29%	0.04
	1672446.1	205.5436257	0.24%	0.03
2023	45100000	5542.79	6.53%	0.84
	46772446.1	5748.333626	6.77%	0.87
	1763896.85	216.7829229	0.26%	0.03
2024	/	/	/	/
	1763896.85	216.7829229	0.26%	0.03

03 9










九

位代

半率价

9

九



2024

ESG

01

9

	m ³ /m ²	m ³	9	m ³ /m ²
2021	0.58	349.3351		0.494
2022	0.564	332.1421		0.525
2023	0.555	325.8		0.583
2024	0.530	431.5815		0.660

2024

02

1

	m ³ /m ²		m ³ /m ²
		3000m ³	3000m ³
2024	/	A	10
2024		5	86

m³/m²

03

9

1



2024 431.5815 m³

01

1代



2030

40%

1

			2024.6	4857.48	/
	2882				
		35%	2024.12	809.58	/

1

01

02





03



-	3	
-		3000m ³ 6400 m ³
-	PP	
/		
-		
-		
-		
-	2021	

-		1~2
-		
-		
-	3~4	
-	2021	

-		
-		
-		
-	1~2	
-	2021	
-		




- 1-
-
-
-
-
-
-
-
-
-
-

企

2023 1 11

04

CEO



2021

		7	
" RCO "			
13300	237505	5.6%	
			VOCs



2024


ESG

企 企

份



99% RCO VOC 90%



1044 [2023 1044]



份



SBTi



“ ESG ”





份

份			
		6142	69.76%
		2663	30.24%
		44	0.50%
		1115	12.66%
		1709	19.41%
	/	3731	42.37%
		2206	25.05%
	30	2362	26.83%
	30-50	6282	71.35%
	50	161	1.83%
		8805	

1

	6	0.07%	66.7%
4	2		

		52	EMBA
		45	
		47	
		48	
		42	
		52	
		30	

ESG

17

261

16

315

28

17

354

17

71.61%

28.39%

5.58%

5.32%

0.53%

1.72%

86.85%

30

48.31%

30-50

51.12%

50

0.57%

位

16

100%

03

9





04


9

18
PCB

05



0




位

07



2024 158.02





08

1

	2052	271.62	/	/	2052	271.62
	84	13561	/	/	84	13561
	137	137.2	/	/	137	137.2
	27	364	/	/	27	364
	111	1399	111	1399	/	/

83 1273994.57



2024

ESG

74

60%

45

200

100



peixun@shpcb.com
0752-3723668



2024
2023

50

13

7

100%

11	22%	6	54.5%	4	36%	1	
18	36%	11	61%	3	17%		
				4			
16	32%	6	37.5%	5	31.2%		
		2	3				
5	10%	/					
50							



5

5 8

8 00-12 00 13 30-17 30

3



佳

1720

2000

16%

2500

100

150%


200%

1.5

300%

2

3




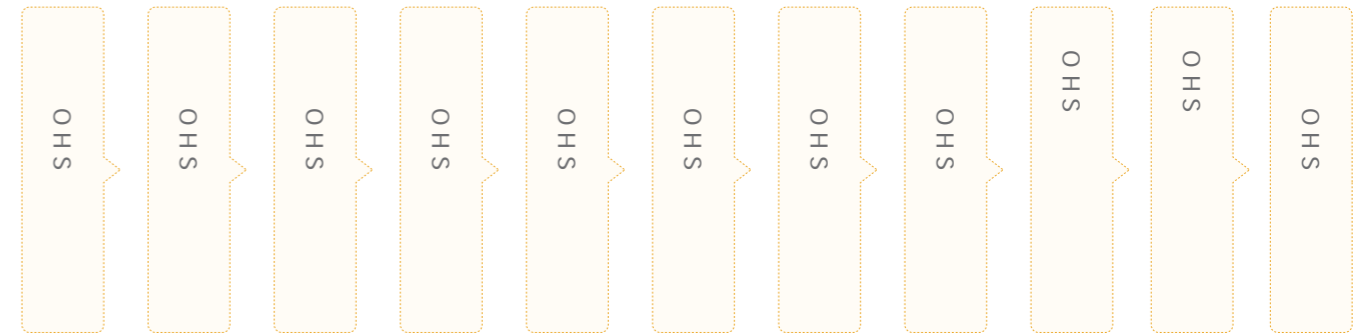
2

	20.01%	26.52%	35.23%	11.50%	6.54%	81.76%
	23.98%	36.52%	29.55%	6.31%	3.81%	90.05%
	10.98%	33.65%	38.52%	9.29%	7.57%	83.15%
	18.52%	31.55%	37.25%	7.56%	5.20%	87.32%
	/	/	/	/	/	

39

40

1 任



份

-
-
-
-
-

-
-
-
-
-

-
-
-

-
-
-

-
-
-
-

-
-
-

份

-
-
-

-
-
-
-
- ;

-
- 2

-
-
-
- " "

2024

ESG

-				
-				
-		3		
-			X-RAY	
-				
-	2024			

1

816	2148	1332	100%	0	0
1249	2917	1688	100%	0	0
701	2065	1364	100%	0	0
47	56	9	100%	0	0
		1		0	0

1 5

1		9		
129				
20				
20	AGV		AGV	

2023	8167	120902735.21	100%
2024	102607	10295819.65	100%

1

2024 /

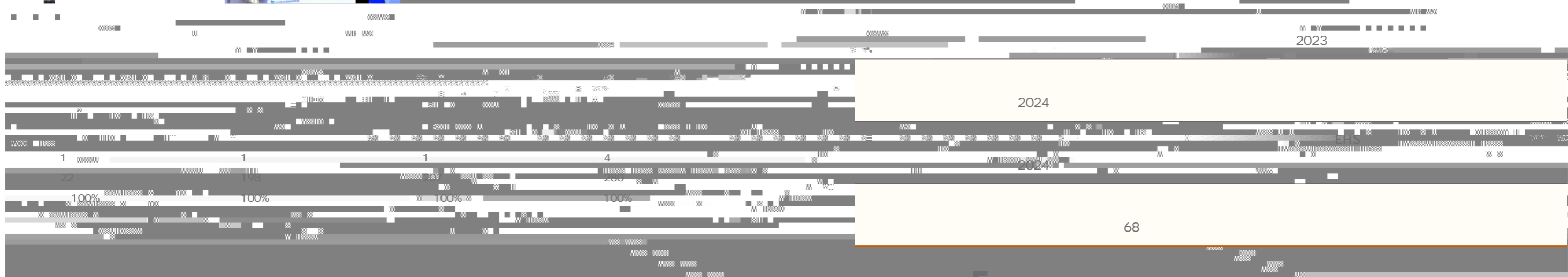
2021	30	9673	3.1‰	14103.92	14666608.8	1.41%
2022	27	9365	2.8‰	13334.8	14706074.48	1.33%
2023	25	9700	2.5‰	13225.92	13839795.52	1.32%
2024	23	9900	2.3‰	8006.5	29700000.00	0.77%

九 例

2021	216	8200	25165	154715	18.87
2022	210	8500	24328	154418	18.17
2023	218	9100	25228	183572	20.17
2024	283	9428	28284	175047	18.57



九




- 2024

- 2024

2	4	1	1
124	190	51	145
100%	100%	100%	100%

1	1
67	33
100%	100%






03

2024 6 27 350	8916		2024 6 26 54	1030
------------------	------	--	-----------------	------

2024 11 27 585	8473		2024 6 28 15	2020
-------------------	------	--	-----------------	------

2024	42	



1

R1
R2
R3
R4
R5
R6
R7
R8
R9



2

--	--	--	--	--

1828 100% 263 100%

3

--	--	--	--	--

335 18% 183 69.6%

--	--	--	--	--

153 8% 18 6.8%

--	--	--	--	--

1340 73% 62 23.6%

--	--	--	--	--

1828 100% 263 100%

03

1

2


--	--	--	--	--

--	--	--	--	--

--	--	--	--	--

--	--	--	--	--

03



04

- 2019
- 2021
- 2022
- 2023
- 2023



01

1

2

3

4





5

6

02

1

2

03

1

2

RBA

3

RBA

4 RBA



5 RBA

6

--	--


-
-

--	--

-




-
-



-

7



8

O4

O1

1

2

O2



O3

1





2


3

O4

O5

O1

1



2

-

-

-



O2

O3

1

O4

2



O4



01

02

1

2



01

1

2




02

03

-

-

-



04



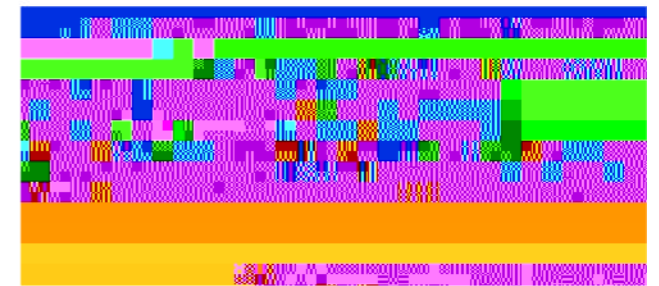
-

-

-

01

02





01



-

-




-

-

-

-




-

-

-

-



-

-

-

-



-


-



-

-

-



-

-



-

-

-

-

-



	-	
	-	
	-	
	-	
	-	

02

	-	
	-	
	-	
	-	
	-	



-




-




-



-



-





-



-

" ESG "





2 —

2024

3

31

7

3

2024

9

会议

52



半

EMBA

半 1966 3

1989 2 — 2000 5

2000 5 — 2003 2

2003 2 — 2007 4

2007 4

— 2010 9

2010 9

1985

2017 7 2023 6

2023 7

2024 3

以

1977 7

MBA

半 1975 10

半

1977 4

半 1977 4

半

1979 8

半 1976 2

1999 7 2018 7
2019 8

半 1979 8

半 1982 11

2004 9 2014 2
2014 2

1994 10

半 1972 11

3

2

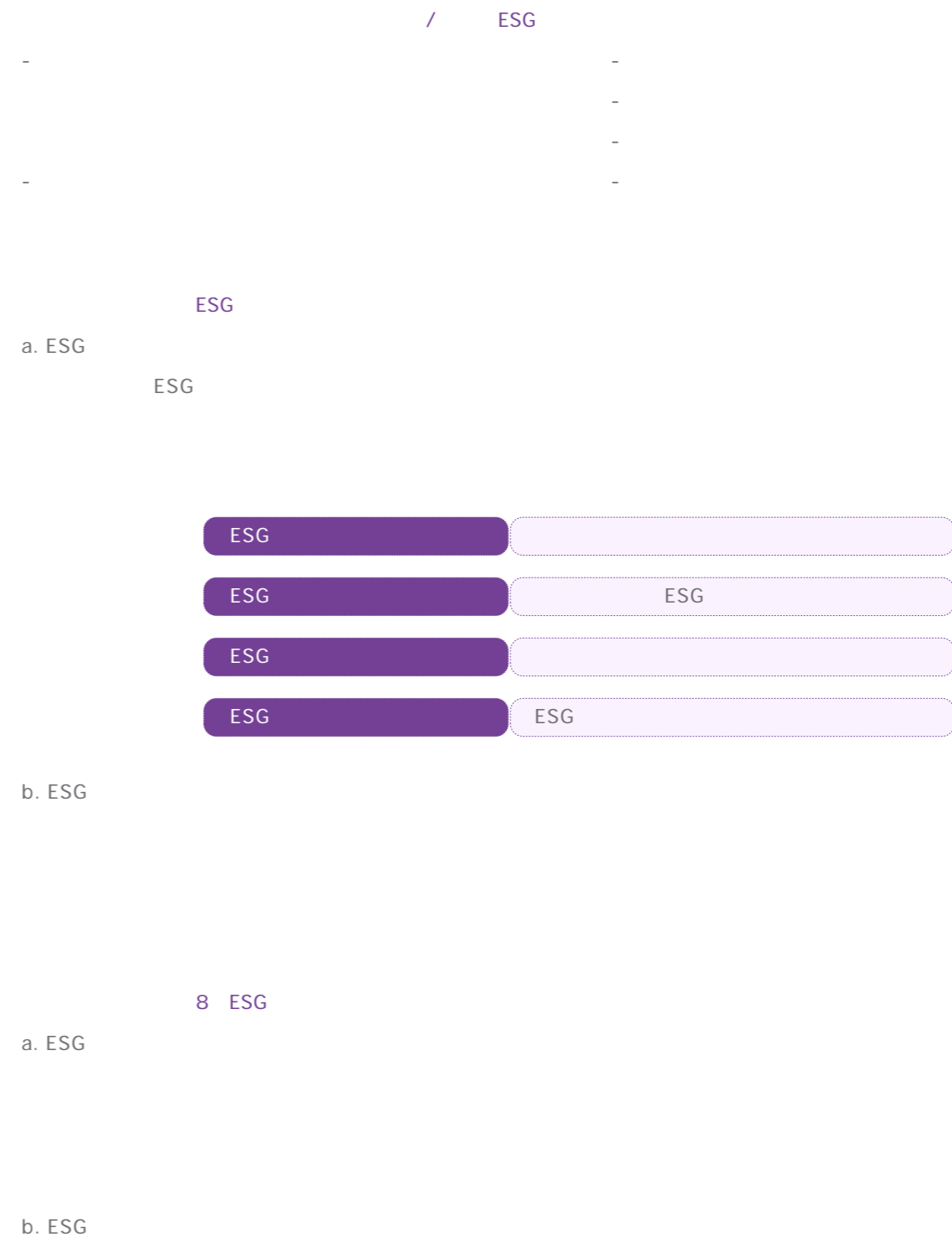
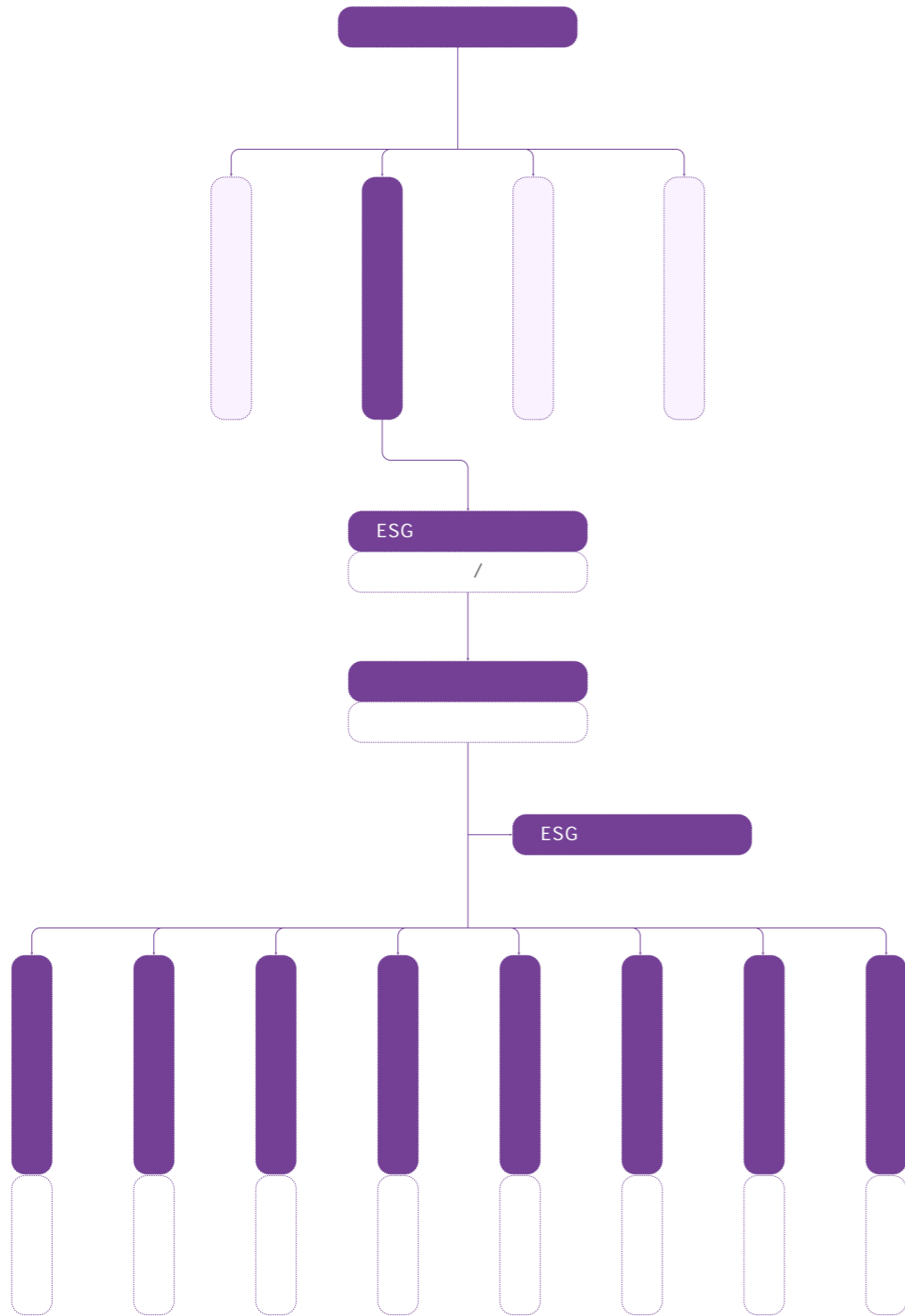
2024 6 会议 38

1978 7

半 1983 2

MBA

CEO



2024

ESG



企

4



企

“ ”



企

1

- ESG / ESG ESG

- ESG ESG ESG

- ESG ESG

- ESG ESG

a. ESG ESG ESG

- ESG ESG ESG

- ESG ESG ESG

- ESG ESG

- ESG ESG

b. ESG ESG

- ESG ESG

“ ” “ ”

1

5

,

;

“ ”

VGT-sjb@shpcb.com



25

5


18

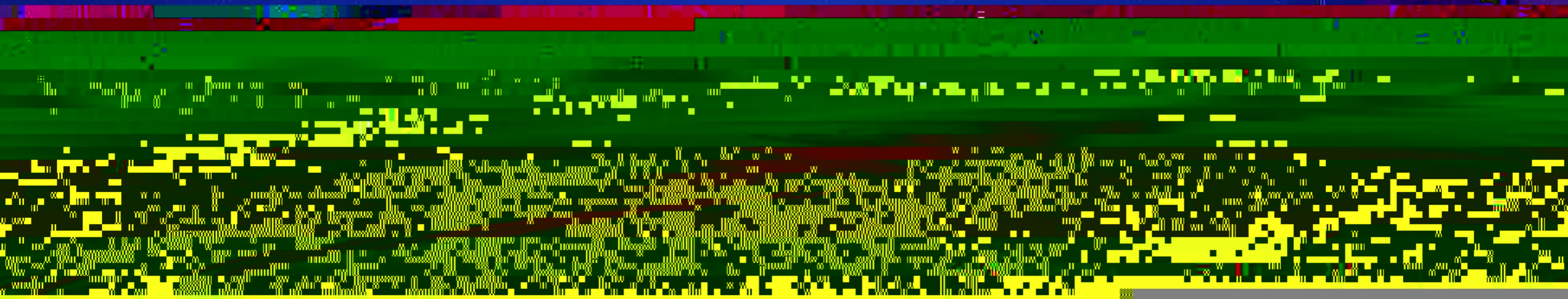
1057 13%

655 8%



企





份 初



ESG



份 初



ESG

ESG

ESG

"

"

2024

ESG

		143.04	173.84	191.75
		7.89	7.93	107.31
	%	6.1%	0.58%	35.31%
		8.97	7.49	13.12
		7.91	6.71	11.54
	%	21.74%	-16.5%	71.96%
		0.92	0.78	1.34
		7747	8116	8805
		2408	2490	2663
		74	69	82
	%	0.95	0.85	0.93
		1103	1032	1128
		55	74	74
		1226	1419	1685
	%	100	100	100

ESG

		49856	61664	50203
	%	100	100	100
		0	0	0
		0	0	0
	%	100%	100%	100%
		1908	1738	2049
		76019	63717	66999
		14.7	12.85	18.5
		112.34	132.61	75.4461
		100	367	228
		76.4	303.4	174.8
	%	3.78%	3.44%	3.06%
	%	28.6%	30%	23.7%
	%	80.86%	81.47%	81.76%
	%	91.86%	92.89%	90.05%
	%	86.55%	90.00%	87.32%
		8500	9100	9428
	H	18.17	20.17	18.57
	%	100%	100%	100%
		8500	9100	9428
	H	18.17	20.17	18.57
	%	100%	100%	100%

		9	11	12
		0	0	0
	%	1.33%	1.32%	0.77%
	‰	2.8‰	2.5‰	2.3‰
		27	25	23
		0	0	0
		96.31	97.04	97
	%	98.35%	98.56%	98.68%
		785271.34	772881.10	33457.28
		81	111	131
		0	0	0
		2	3	3
		65	117	126
	%	100%	100%	100%
ESG/CSR		0	0	2
		101	77	125
	%	100%	100%	100%
/	%	100%	100%	100%
		0	0	0


		140	300	300
		795	695	400
		0	1	5
		0	7	86
	H	0	27.5	233
		6280.69	6027.3862	8579
		78911.32	95495.47	108370.1116
		68187.28509	73268.10333	83123.31119
		10495.7112	11677.1412	11511.01753
		228.3278564	213.4719108	216.7829229
		0	10336.7503	13519.00
		1359	1486	1854
	kg/m ²	13.15	12.80	14.47
	kg/m ²	0.04	0.087	0.033
	kgce/m ²	10.83	10.65	10.458
HDI	kgce/m ²	40.94	40.22	39.49
		480622.97	526879.82	599421.04
		36364.31	46088.24	53958.74
		444258.65	480791.58	545462.30

书

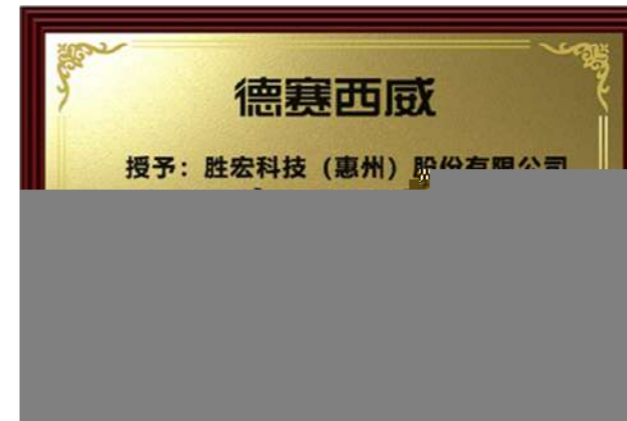
	/MWh	0.8682	0.8767	0.8791
		9		
	m ³	332.1421	325.8	431.5815
	m ³	332.1421	325.8	431.5815
	m ³	5333.0323	5450.9468	5551.5364
	%	96.83%	96.57%	94.3%
	/	0.525	0.583	0.660
		1744579.97	1933730.41	3350556.1
		1		
(COD)		90.32	83.45	154.80
(NH ₃ -N)		5.26	6.66	7.61
(SO ₂)		2.99	2.94	3.63
		79839.9307	84343.6177	92767.8274
		4105.081046	3668.8183	7187.7195145
	%	100%	100%	100%




GFIM2024



2024



PCB



2024

30



1




2

2


01		07
02		08
03	1	09
	2	10
		11
		12
04		13
05		14
06		15

3



GWP

GWP



" _ _ "

NPI	New Product Introduction
PCB	
HDI	
CPCA	China Printed Circuit Association
ERP	Enterprise Resource Planning
MES	Manufacturing Execution System
SRM	Supplier Relationship Management
RBA	RBA - Responsible Business Alliance 2004 EICC
EHS	Environment, Health and Safety
SQE	Supplier Quality Engineer